

# RF IMPEDANCE TRANSFORMER

## SURFACE MOUNT MODEL: TM1-1

OPTIMIZED BANDWIDTH

0.4 - 500 MHz

**FEATURES:**

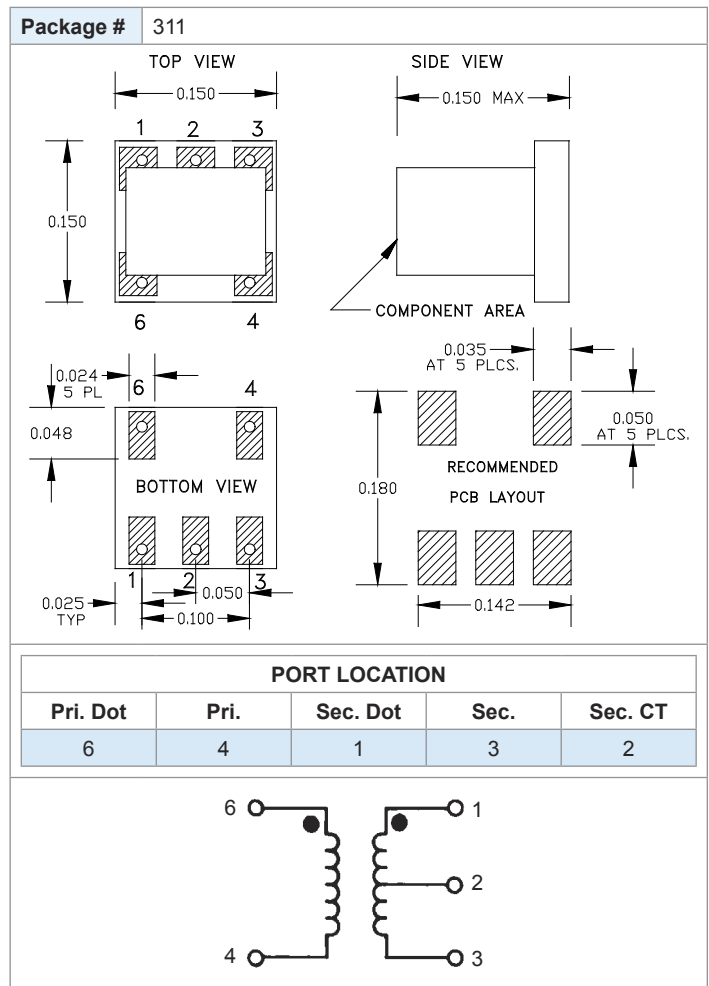
- ▶ Cost Effective
- ▶ Low Loss
- ▶ Small Size, Surface Mount
- ▶ RoHS Compliant
- ▶ Lead Free REL-PRO® Technology



Part Identifier:  
Red Dot

**SPECIFICATIONS (Rev. B 06/19/07)**

Frequency	0.4 - 500 MHz		
Impedance Ratio	1:1		
Insertion Loss (dB) *	Freq. (MHz)	(Typ.)	(Max.)
	5 - 100	1.0	1.5
	100 - 300	1.1	1.6
	0.4 - 500	1.1	1.6
Amplitude Unbalance	0.2 dB (Typ.)		
Phase Unbalance	3° (Typ.)		
Return Loss	20 dB (Typ.)		
Input Power	0.25 Watt (Max.)		
DC Current	30 mA (Max.)		
Impedance	50 Ohms (Nom.)		
Operating Temperature Range	-40 to +85 °C		
Storage Temperature Range	-55 to +100 °C		
* Plot excludes 3 dB split loss			



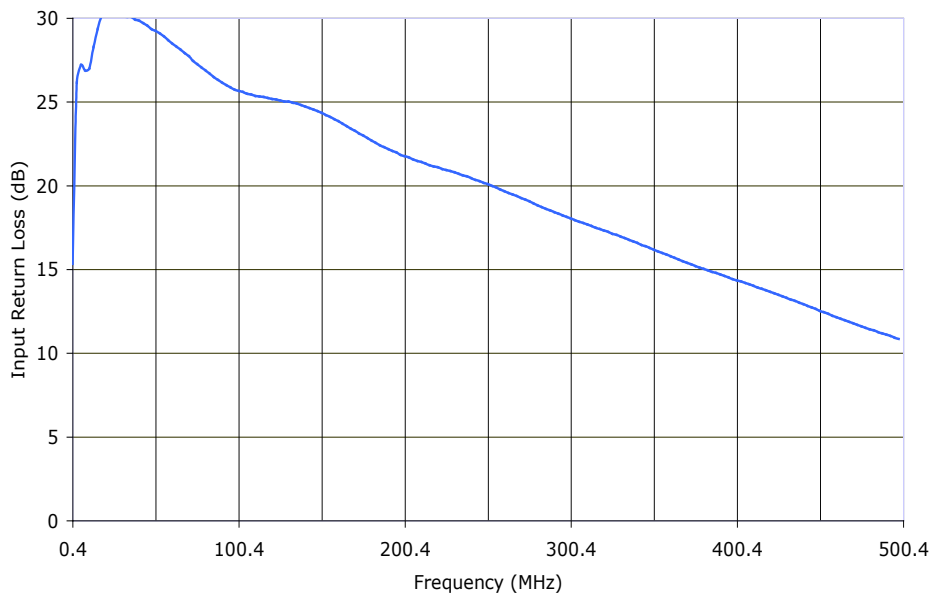
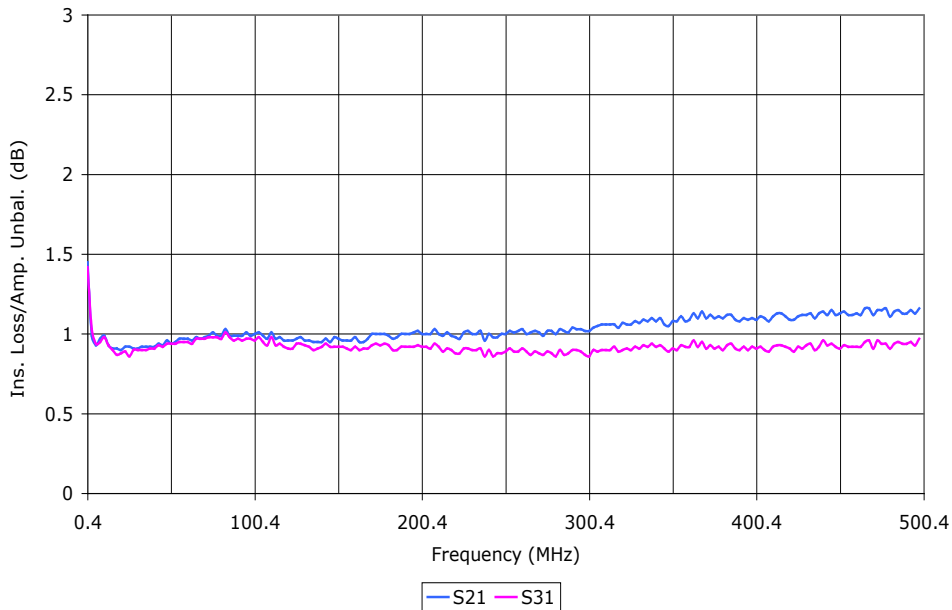
# RF IMPEDANCE TRANSFORMER

## SURFACE MOUNT MODEL: TM1-1

OPTIMIZED BANDWIDTH

0.4 - 500 MHz

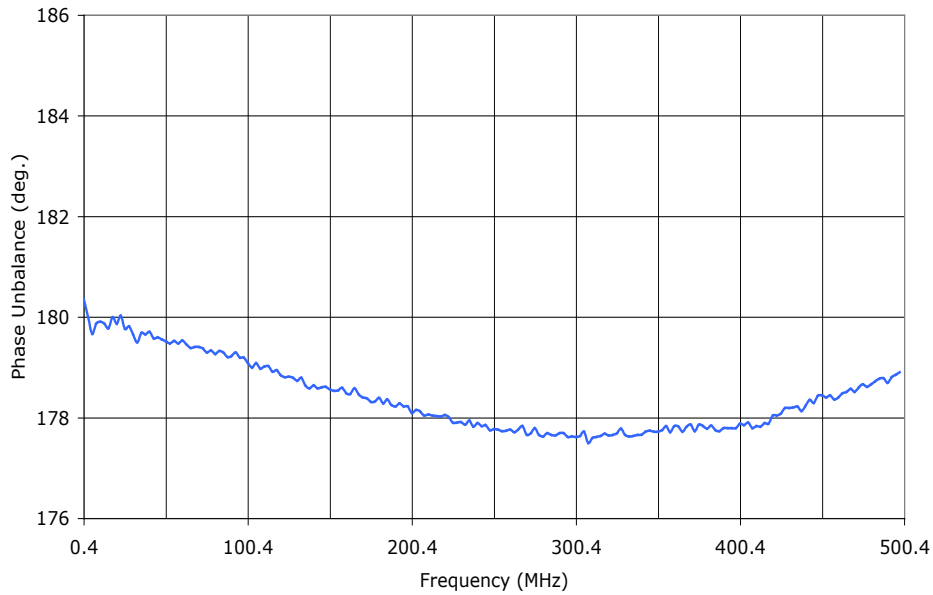
PERFORMANCE PLOTS



# RF IMPEDANCE TRANSFORMER SURFACE MOUNT MODEL: TM1-1

OPTIMIZED BANDWIDTH

0.4 - 500 MHz



PERFORMANCE PLOTS



Copyright © Synergy Microwave Corporation

201 McLean Boulevard • Paterson, New Jersey 07504 • Tel: (973) 881-8800 • Fax: (973) 881-8361

E-Mail: [sales@synergymwave.com](mailto:sales@synergymwave.com) • World Wide Web: <http://www.synergymwave.com>