

Electronic Time Meter

329 1236



329 1236



Characteristics of device

Technology	CMOS
Model	Operating time counter
Functions	Time meter with four different counting capacities Internal voltage supply Manual reset (can be locked) and/or external

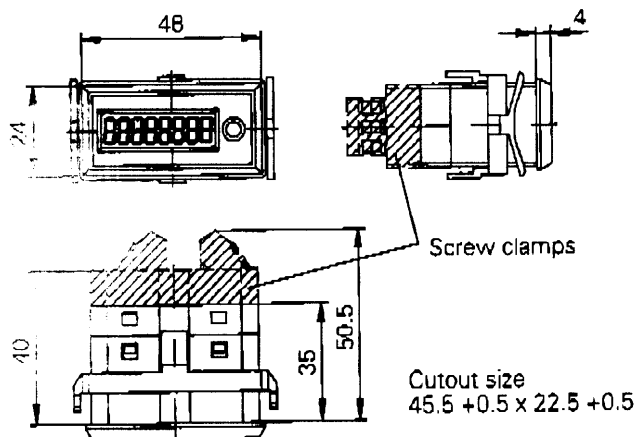
Ambient conditions

Ambient temperature	0 ... + 50 °C
Storage temperature	- 10 ... + 60 °C
Relative humidity	Max. relative humidity 80 %, at 25 °C, non-condensing
Protection	Front IP 65 to DIN 40050
Interference immunity	EN 50 082 - 1 Severity grade 3
Störaussendung	EN 50 081 - 1

Mechanical data

Display	8-digit LCD-display, 8 mm high
Operation, keypad	Rubber key for reset
Front dimensions	DIN housing 48 x 24 mm
Mounting	Front-plate installation
Fastening	By means of clamping brackets
Type of connection	Screw terminals Grid 5 mm or clamping brackets
Core cross-section	Approximately 1.5 mm ²
Weight	30 (40) g
Housing material	ABS black

Dimensions and cutout size

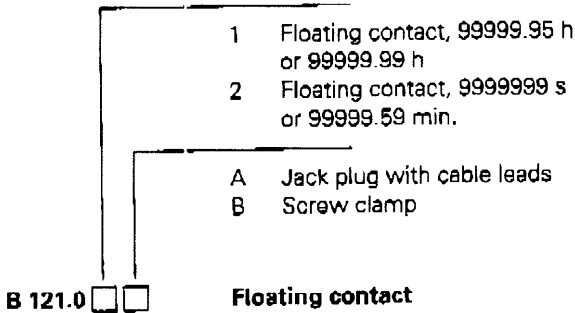


Electrical data

Supply voltage	Integrated 3 V lithium battery
Counting capacity	Life cycle of battery: approx. 10 years at + 20 °C
	99 999.99 h
	99 999.99 h
	9 999 999 s
	99 999.99 min.

B 121

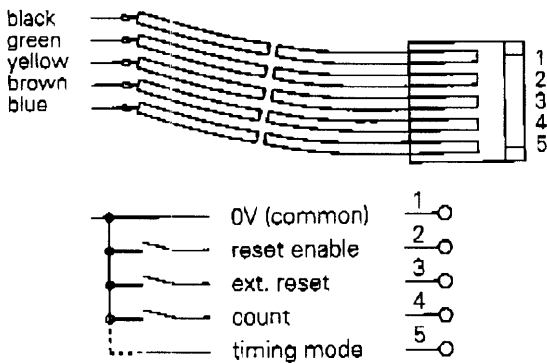
Order designation



Pin assignment / Floating contact

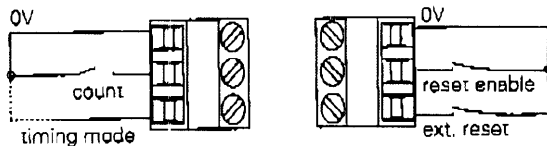
Version A

Jack plug with cable leads



Version B

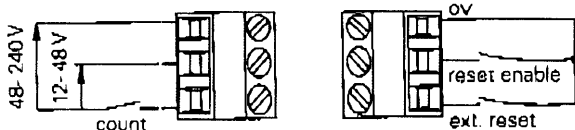
Screw clamps



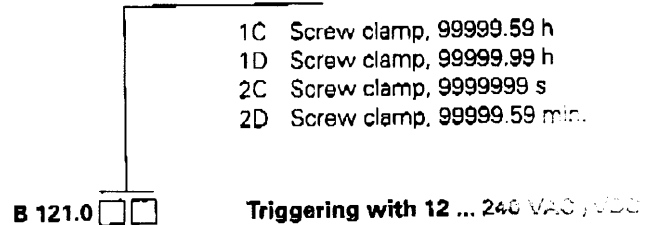
Pin assignment / 12 ... 240 VAC / VDC

Version C and D

Screw clamps



Order designation



Signal inputs / Floating contact

Common (Pin 1):

Voltage 0 V and signal common

Manual reset enable (Pin 2):

The reset key is active if Pin 2 (reset enable) is connected to Pin 1 (0 V).

External reset (Pin 3):

Reset NPN, switching to 0 V (Pin 1 to Pin 3).

Min. pulse duration 25 ms, no counting as long as reset signal is applied. Limit value 0.7 V.

Count (Pin 4):

Count release NPN, switching to 0 V. Limit value 0.7 V.

Timing mode (Pin 5):

Only possible when counting via floating contact. This mode defines the time range of operating time counter. The reset must be operated after installation of wire jumper.

Version 1A and 1B:

99999.99 h

Bridge between "timing mode" and "0 V"

99999 h 59 min

"timing Mode" and "0 V" open

Version 2A and 2B:

99999 min 59 s

Bridge between "timing mode" and "0 V"

999999999 s

"timing Mode" and "0 V" open

For version C and D, the following applies:

Input impedance	10 ... 54 kOhm
Input voltages	12 ... 240 VAC / VDC