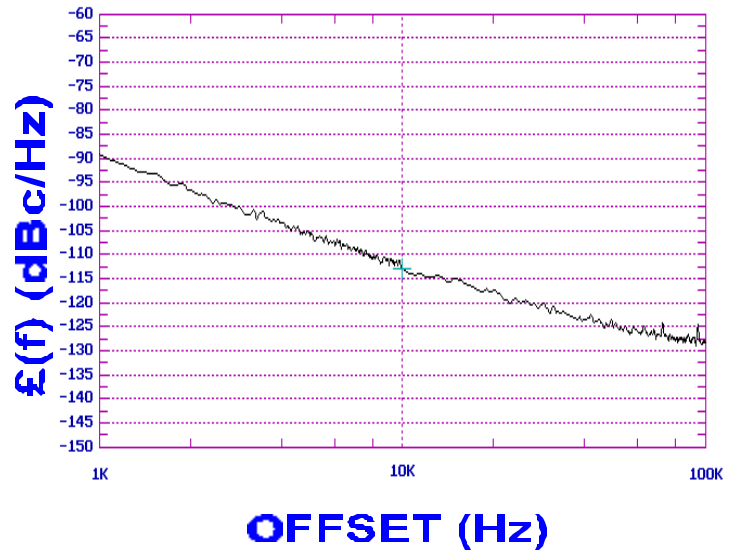




PHASE NOISE (1 Hz BW, typical)



FEATURES

- Frequency Range: 865 - 1180 MHz
- Tuning Voltage: 1-14 Vdc
- MINI-14S - Style Package

APPLICATIONS

- Digital Radios
- Basestations
- Satellite Communications

PERFORMANCE SPECIFICATIONS

	VALUE	UNITS
Oscillation Frequency Range	865 - 1180	MHz
Phase Noise @ 10 kHz offset (1 Hz BW, typ.)	-112	dBc/Hz
Harmonic Suppression (2nd, typ.)	-12	dBc
Tuning Voltage	1-14	Vdc
Tuning Sensitivity (avg.)	29	MHz/V
Power Output	5±4	dBm
Load Impedance	50	Ω
Input Capacitance (max.)	150	pF
Pushing	<3	MHz/V
Pulling (14 dB Return Loss, Any Phase)	<3	MHz
Operating Temperature Range	-40 to 85	$^{\circ}\text{C}$
Package Style	MINI-14S	

POWER SUPPLY REQUIREMENTS

Supply Voltage (Vcc, nom.)	5	Vdc
Supply Current (Icc, typ.)	28	mA

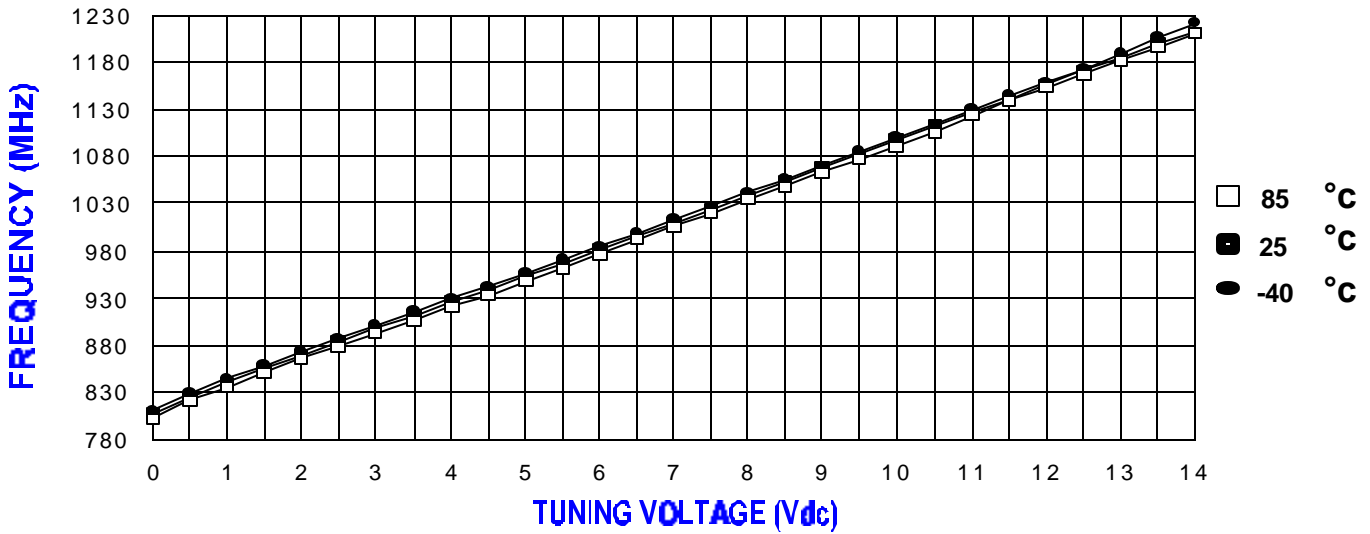
All specifications are typical unless otherwise noted and subject to change without notice.

APPLICATION NOTES

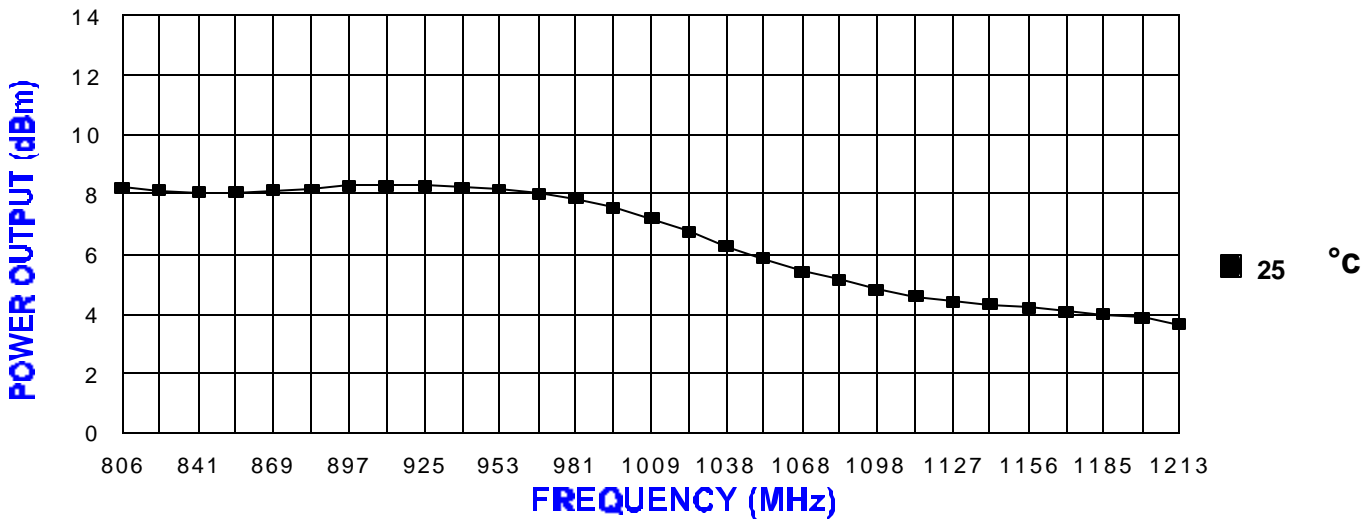
- AN-100/1 : Mounting and Grounding of VCOs
- AN-102 : Proper Output Loading of VCOs
- AN-107 : How to Solder Z-COMM VCOs

NOTES:

TUNING CURVE, typ.



POWER CURVE, typ.



PHYSICAL DIMENSIONS

