



# Frontier Electronics Corp.

667 E. COCHRAN STREET, SIMI VALLEY, CA 93065

TEL: (805) 522-9998 FAX: (805) 522-9989

E-mail: [frontiersales@frontierusa.com](mailto:frontiersales@frontierusa.com)

Web: <http://www.frontierusa.com>

## CHIP HIGH SPEED SWITCHING DIODES

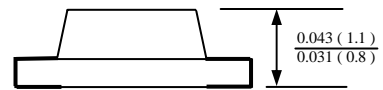
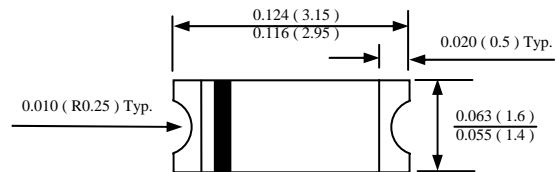
### SN4148

#### FEATURES

- DESIGNED FOR MOUNTING ON SMALL SURFACE
- HIGH SPEED
- HIGH MOUNTING CAPABILITY , STRONG SURGE WITHSTAND , HIGH RELIABILITY

#### MECHANICAL DATA

- CASE: 1206(3216),MOLDED PLASTIC, DIMENSIONS IN MILLIMETERS
- TERMINALS: SOLDER PLATED , SOLDERABLE PER MIL-STD-750 , METHOD 2026
- POLARITY: INDICATED BY CATHODE BAND
- MOUNTING POSITION: ANY



DIMENSIONS IN MILLIMETERS

RATINGS	SYMBOL	SN4148	UNITS
REVERSE VOLTAGE	$V_R$	75	V
PEAK REVERSE VOLTAGE	$V_{RM}$	100	V
RECTIFIED CURRENT ( AVERAGE ) HALF WAVE RECTIFICATION WITH RESIST LOAD AT $T_{amb} = 25^{\circ}C$ AND $f \geq 50HZ$ ( NOTE 1 )	$I_O$	150	mA
SURGE FORWARD CURRENT AT $T_P = 1\mu S$ AND $T_J = 25^{\circ}C$	$I_{FSM}$	4.0	mA
SURGE FORWARD CURRENT AT $T_P = 1 S$ AND $T_J = 25^{\circ}C$		1.0	
POWER DISSIPATION AT $T_{amb} = 25^{\circ}C$	PD	350	mW
JUNCTION TEMPERATURE	$T_J$	175	$^{\circ}C$
STORAGE TEMPERATURE RANGE	$T_S$	- 55 TO + 175	$^{\circ}C$

CHARACTERISTICS $T_J = 25^{\circ}C$	SYMBOL	MIN	TYP	MAX	UNITS
FORWARD VOLTAGE AT $I_F = 10mA$	$V_F$	-	-	1	V
LEAKAGE CURRENT AT $V_R = 20V$ AT $V_R = 75V$	$I_R$	-	-	25	nA
	$I_R$	-	-	2.5	$\mu A$
REVERSE BREAKDOWN VOLTAGE TESTED WITH 100 $\mu A$ PULSES	$V_R$	100	-	-	V
CAPACITANCE AT $V_F = V_R = 0$	$C_{TOT}$	-	-	4	PF
REVERSE RECOVERY TIME FROM $I_F = 10mA$ TO $I_R = 1mA$ $V_R = 6V$ $R_L = 50\Omega$	$T_{RR}$	-	-	4	nS

NOTE : 1. LEADS KEPT AT AMBIENT TEMP.

# RATINGS AND CHARACTERISTIC CURVE SN4148

FIG. 1 - FORWARD CHARACTERISTICS

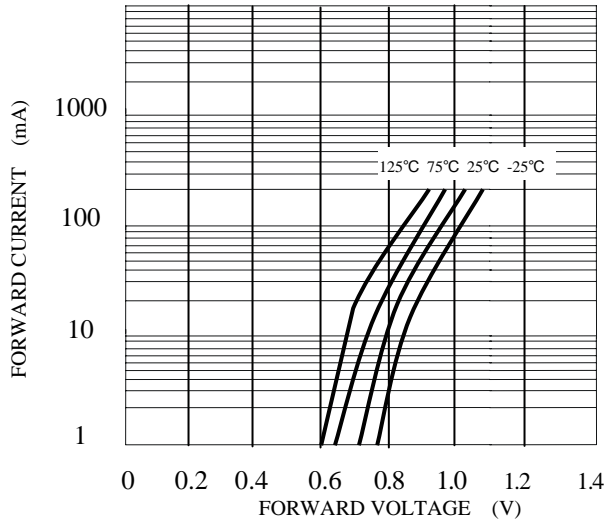


FIG. 2 - REVERSE CHARACTERISTICS

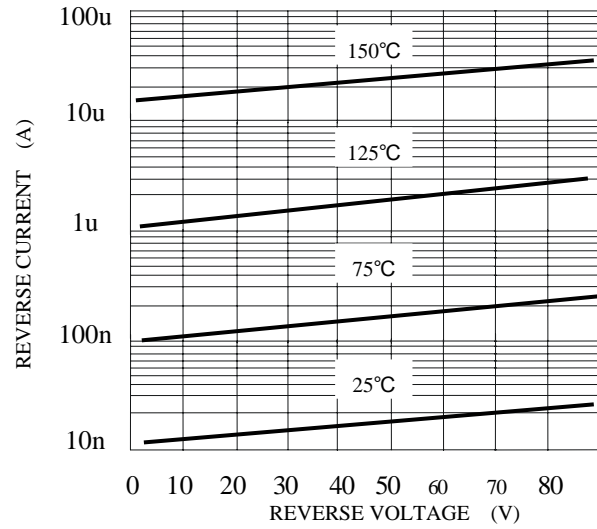


FIG. 3 - CAPACITANCE BETWEEN TERMINALS CHARACTERISTICS

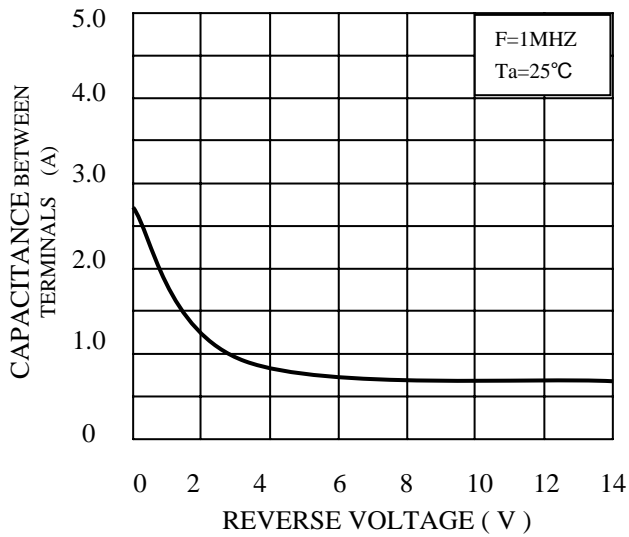


FIG. 4 - DERATING CURVE

