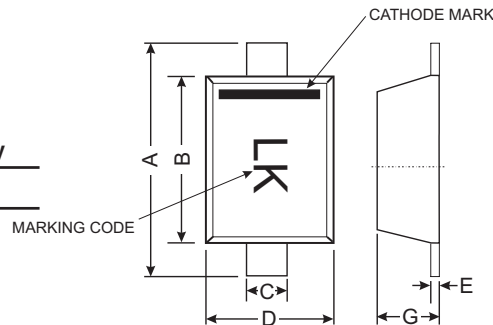


### Features

- Low Forward Voltage Drop
- Guard Ring Die Construction for Transient Protection
- Ideal for low logic level applications
- Low Capacitance
- **Lead Free by Design/RoHS Compliant (Note 1)**
- **"Green" Device, Note 4 and 5**
- **Qualified to AEC-Q101 Standards for High Reliability**

### Mechanical Data

- Case: SOD-523
- Case Material: Molded Plastic, "Green" Molding Compound, Note 5. UL Flammability Classification Rating 94V-0
- Moisture Sensitivity: Level 1 per J-STD-020C
- Terminal Connections: Cathode Band
- Terminals: Finish - Matte Tin annealed over Alloy 42 leadframe. Solderable per MIL-STD-202, Method 208
- Marking Code: LK
- Ordering Information: See Last Page
- Weight: 0.002 grams (approximate)



SOD-523		
Dim	Min	Max
A	1.50	1.70
B	1.10	1.30
C	0.25	0.35
D	0.70	0.90
E	0.10	0.20
G	0.55	0.65
All Dimensions in mm		

### Maximum Ratings @ T<sub>A</sub> = 25°C unless otherwise specified

Characteristic	Symbol	Value	Unit
Peak Reverse Voltage	V <sub>RM</sub>	40	V
DC Reverse Voltage	V <sub>R</sub>	30	V
RMS Reverse Voltage	V <sub>R(RMS)</sub>	21	V
Average Rectified Current	I <sub>O</sub>	30	mA
Non-Repetitive Peak Forward Surge Current @8.3ms Single half sine-wave superimposed on rated load	I <sub>FSM</sub>	200	mA

### Thermal Characteristics

Characteristic	Symbol	Value	Unit
Power Dissipation (Note 2)	P <sub>d</sub>	150	mW
Thermal Resistance, Junction to Ambient (Note 2)	R <sub>θJA</sub>	667	°C/W
Operating and Storage Temperature Range	T <sub>j</sub> , T <sub>STG</sub>	-40 to +125	°C

### Electrical Characteristics @ T<sub>A</sub> = 25°C unless otherwise specified

Characteristic	Symbol	Min	Typ	Max	Unit	Test Conditions
Reverse Breakdown Voltage (Note 3)	V <sub>(BR)R</sub>	40	—	—	V	I <sub>R</sub> = 10μA
Forward Voltage	V <sub>F</sub>	—	290	370	mV	I <sub>F</sub> = 1mA
Peak Reverse Current (Note 3)	I <sub>R</sub>	—	—	0.5	μA	V <sub>R</sub> = 30V
Total Capacitance	C <sub>T</sub>	—	2	—	pF	V <sub>R</sub> = 1V, f = 1.0 MHz

- Note:
1. No purposefully added lead.
  2. Part mounted on FR-4 board with recommended pad layout, which can be found on our website at <http://www.diodes.com/datasheets/ap02001.pdf>. T<sub>A</sub> = 25°C.
  3. Short duration pulse test used to minimize self-heating effect.
  4. Diodes Inc.'s "Green" Policy can be found on our website at [http://www.diodes.com/products/lead\\_free/index.php](http://www.diodes.com/products/lead_free/index.php).
  5. Product manufactured with date code 0609 (week 9, 2006) and newer are built with Green Molding Compound. Product manufactured prior to date code 0609 are built with Non-Green Molding Compound and may contain Halogens or Sb2O3 Fire Retardants.

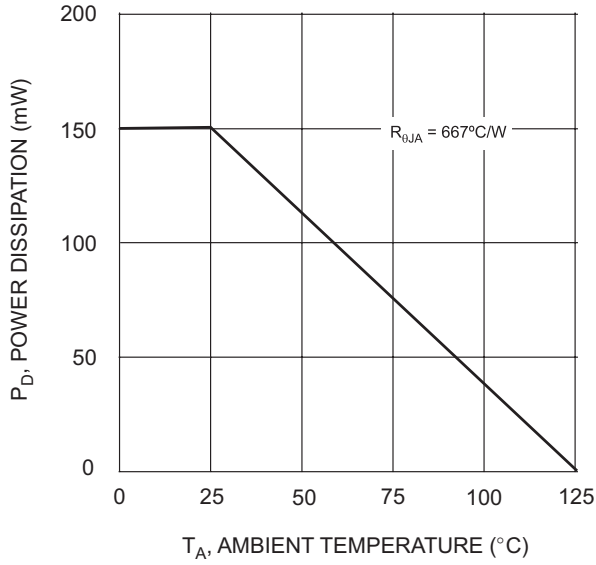


Fig. 1 Derating Curve

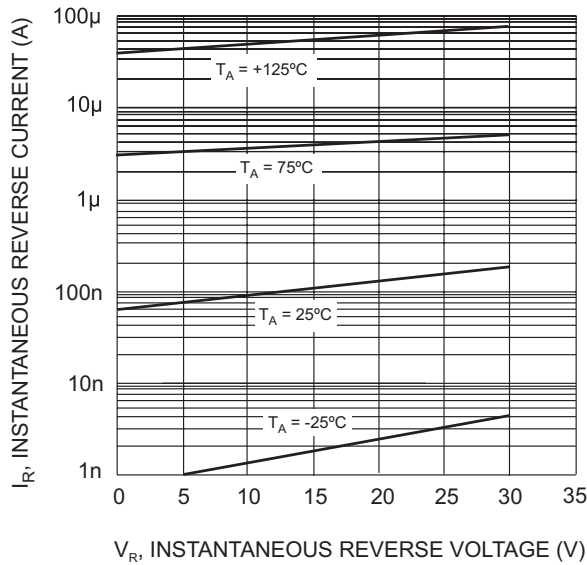


Fig. 3 Typical Reverse Characteristics

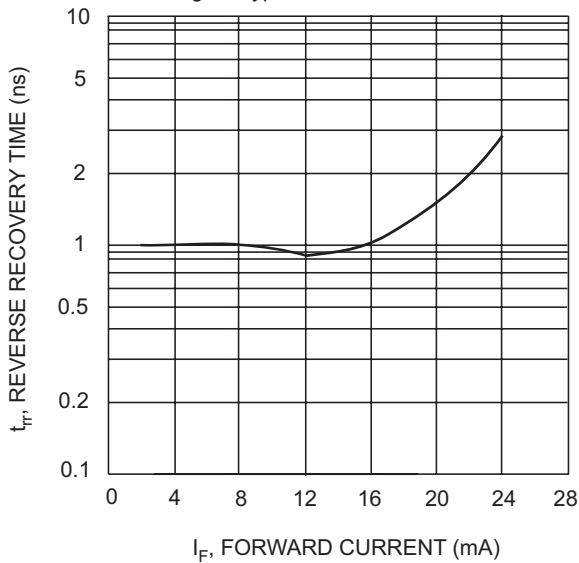


Fig. 5 Typical Reverse Recovery Time Characteristics

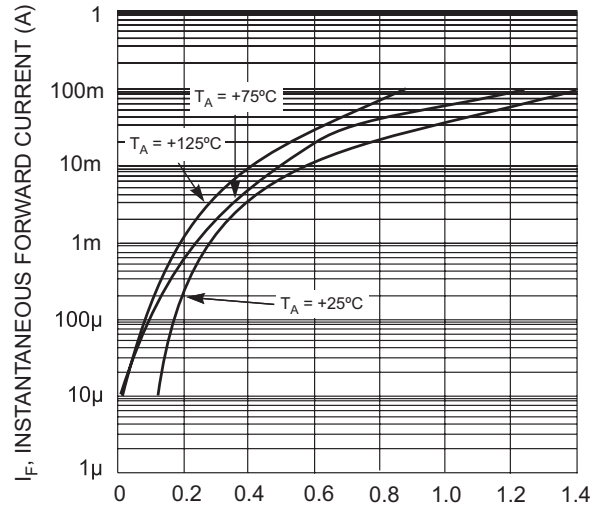


Fig. 2 Typical Forward Characteristics

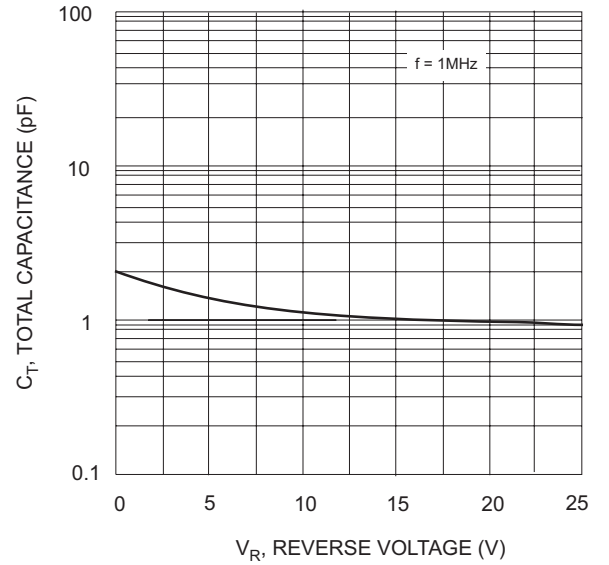


Fig. 4 Total Capacitance vs. DC Voltage



## Ordering Information (Note 5 & 6)

Device	Packaging	Shipping
SDM03U40-7	SOD-523	3000/Tape & Reel
SDM03U40-76K	SOD-523	6000/Tape & Reel

- Note:
5. Product manufactured with date code 0609 (week 9, 2006) and newer are built with Green Molding Compound. Product manufactured prior to date code 0609 are built with Non-Green Molding Compound and may contain Halogens or Sb2O3 Fire Retardants.
  6. For Packaging Details, go to our website at <http://www.diodes.com/datasheets/ap02007.pdf>.

### IMPORTANT NOTICE

Diodes Incorporated and its subsidiaries reserve the right to make modifications, enhancements, improvements, corrections or other changes without further notice to any product herein. Diodes Incorporated does not assume any liability arising out of the application or use of any product described herein; neither does it convey any license under its patent rights, nor the rights of others. The user of products in such applications shall assume all risks of such use and will agree to hold Diodes Incorporated and all the companies whose products are represented on our website, harmless against all damages.

### LIFE SUPPORT

Diodes Incorporated products are not authorized for use as critical components in life support devices or systems without the expressed written approval of the President of Diodes Incorporated.