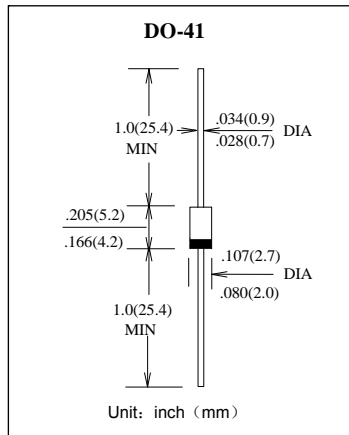


塑封高效率整流二极管
反向电压 50 ---1000 V
正向电流 1.0 A

Plastic High-Efficiency Rectifiers
Reverse Voltage 50 to 1000V
Forward Current 1.0A



特征 Features

- 玻璃钝芯片 Glass passivated chip
- 反向漏电流低 Low reverse leakage
- 正向浪涌承受能力较强 High forward surge capability
- 高温焊接保证 High temperature soldering guaranteed:
260°C/10 秒, 0.375" (9.5mm)引线长度。
260°C/10 seconds, 0.375" (9.5mm) lead length,
- 引线可承受5磅 (2.3kg) 拉力。 5 lbs. (2.3kg) tension
- 引线和管体皆符合RoHS标准。
Lead and body according with RoHS standard

机械数据 Mechanical Data

- 端子: 镀锡轴向引线 Terminals: Plated axial leads
- 极性: 色环端为负极 Polarity: Color band denotes cathode end
- 安装位置: 任意 Mounting Position: Any

极限值和温度特性 TA = 25°C 除非另有规定。

Maximum Ratings & Thermal Characteristics Ratings at 25°C ambient temperature unless otherwise specified.

	符号 Symbols	HER 101G	HER 102G	HER 103G	HER 104G	HER 105G	HER 106G	HER 107G	HER 108G	单位 Unit
最大可重复峰值反向电压 Maximum repetitive peak reverse voltage	V _{RRM}	50	100	200	300	400	600	800	1000	V
最大均方根电压 Maximum RMS voltage	V _{RMS}	35	70	140	210	280	420	560	700	V
最大直流阻断电压 Maximum DC blocking voltage	V _{DC}	50	100	200	300	400	600	800	1000	V
最大正向平均整流电流 Maximum average forward rectified current	I _{F(AV)}	1.0								A
峰值正向浪涌电流 8.3ms单一正弦半波 Peak forward surge current 8.3 ms single half sine-wave	I _{FSM}	30								A
典型热阻 Typical thermal resistance	R _{θJA}	65								°C/W
工作结温和存储温度 Operating junction and storage temperature range	T _j , TSTG	-55--- +150								°C

电特性 TA = 25°C 除非另有规定。

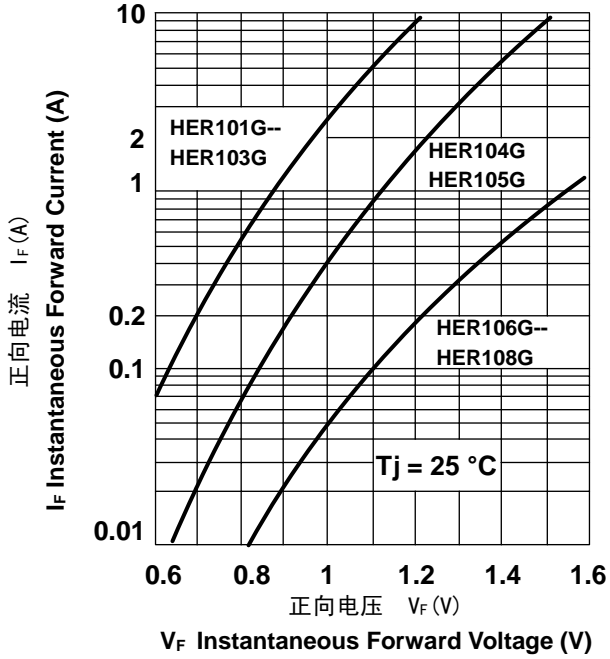
Electrical Characteristics Ratings at 25°C ambient temperature unless otherwise specified.

	符号 Symbols	HER 101G	HER 102G	HER 103G	HER 104G	HER 105G	HER 106G	HER 107G	HER 108G	单位 Unit	
最大正向电压 Maximum forward voltage	I _F = 1.0A V _F	1.0			1.3		1.7			V	
最大反向电流 Maximum reverse current	TA= 25°C TA=125°C I _R	5.0				100					μA
最大反向恢复时间 MAX. Reverse Recovery Time	I _F =0.5A I _R =1.0A I _{RR} =0.25A trr	50					75				nS
典型结电容 Type junction capacitance	V _R = 4.0V, f = 1MHz C _j	20					10				pF

特性曲线 Characteristic Curves

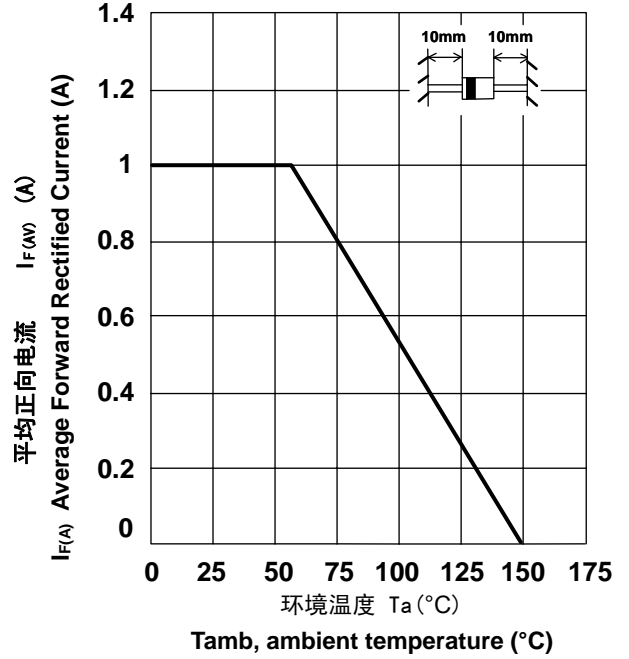
正向特性曲线 (典型值)

TYPICAL FORWARD CHARACTERISTIC



正向电流降额曲线

FORWARD CURRENT DERATING CURVE



浪涌特性曲线 (最大值)

MAXIMUM NON REPETITIVE PEAK FORWARD SURGE CURRENT

