

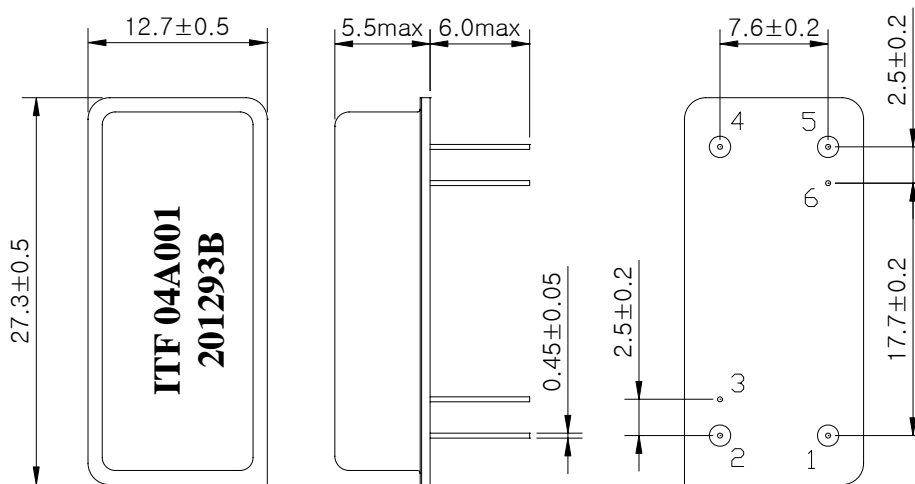
SAW Bandpass Filter 201293B



1. Features

- IF bandpass filter
- High attenuation
- Single-ended operation
- DIP Package
- Maximum Storage Temperature Range : -40°C ~ 85°C
- Electrostatics Sensitive Device (ESD)


2. Package Dimension



Package : D2712

Dimensions shown are nominal in millimeters
 Base : Fe(SPCC), Au plating over Ni plated
 Cap : Cu & Cr Alloy, Ni Plated
 Termination : Kovar, Au Plated

Pin Configuration	
1	Input
5	Output
2, 4	Ground
Other	Case ground

	ITF Co., Ltd. 102-901, Bucheon Technopark 364, Samjeong-Dong, Ojeong-Gu, Bucheon-City, Gyeonggi-Do, Korea 421-809	Part No.	201293B	
		Rev. Date	2004-08-31	
		Rev.	NW4010-CS01	1/5

SAW Bandpass Filter 201293B



3. Specifications

Fo = 140 MHz


Terminating source impedance : 50Ω and matching network

Terminating load impedance : 50Ω and matching network

Operating temperature range : -10°C ~ +60°C		Minimum	Typical	Maximum
Center Frequency	MHz	139.9	140	140.1
Insertion Loss	dB	-	20	25
1dB Bandwidth	MHz	-	1.55	-
3dB Bandwidth	MHz	1.6	1.8	-
40dB Bandwidth	MHz	-	2.78	3.0
Amplitude Ripple (Fo +/- 0.65 MHz)	dB	-	0.7	1.0
Group Delay Variation (Fo +/- 0.65 MHz)	nsec	-	150	250
Absolute Delay	usec	-	2.49	-
Ultimate Rejection	dB	45	50	-
Temperature Coefficient of Frequency	ppm/°C ²	-	-0.03	-

Notes :

- 1) All specifications are based on the matching schematic shown below
- 2) All specifications are measured by Agilent Network analyzer and full 2 port calibration
- 3) Electrical margin has been built into the design to account for the variations due to temperature drift and manufacturing tolerances
- 4) All attenuation measurements are measured relative to insertion loss

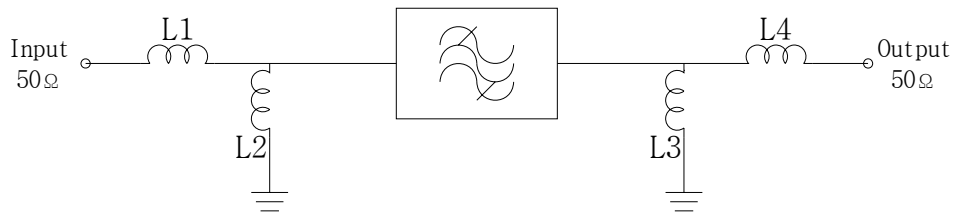
 Integrated Technology Future	ITF Co., Ltd. 102-901, Bucheon Technopark 364, Samjeong-Dong, Ojeong-Gu, Bucheon-City, Gyeonggi-Do, Korea 421-809	Part No.	201293B	
		Rev. Date	2004-08-31	
		Rev.	NW4010-CS01	2/5

SAW Bandpass Filter 201293B



4. Matching Schematic

(Actual matching values may vary due to PCB layout and parasitics)



$$L1 = L4 = 33 \text{ nH}$$

$$L2 = L3 = 68 \text{ nH}$$

5. Marking Configuration


ITF¹⁾04A001²⁾

201293B³⁾

1) Manufacturer name

2) Lot Number

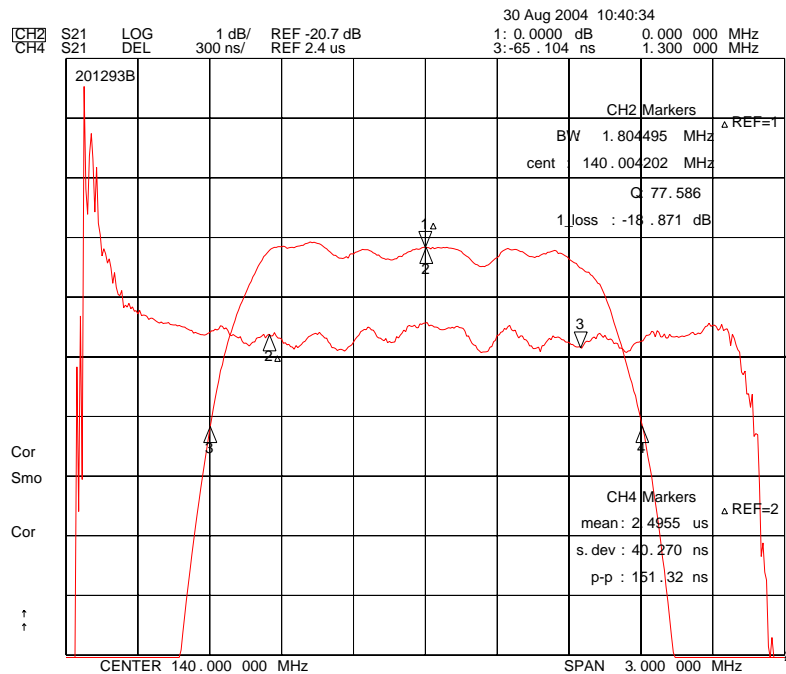
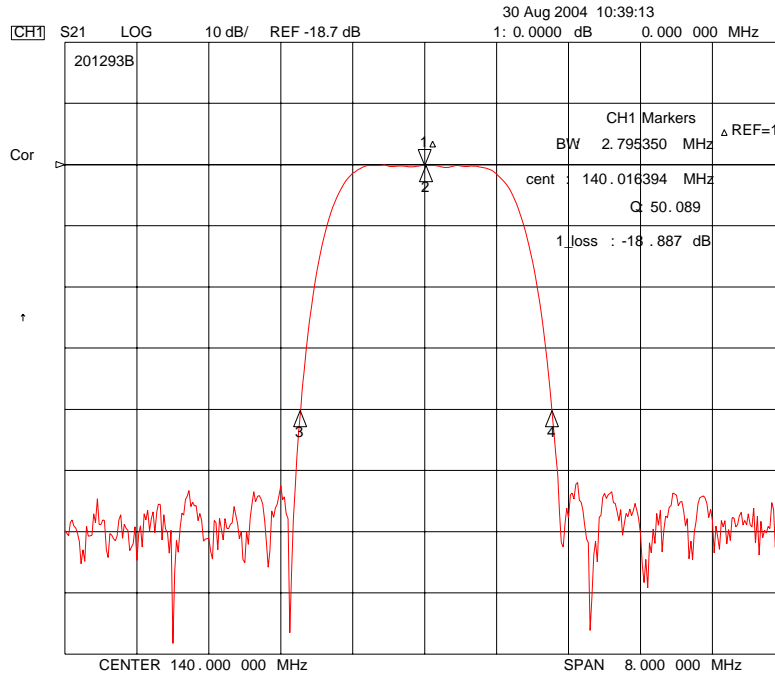
3) Part Number

 Integrated Technology Future	ITF Co., Ltd. 102-901, Bucheon Technopark 364, Samjeong-Dong, Ojeong-Gu, Bucheon-City, Gyeonggi-Do, Korea 421-809	Part No.	201293B	
		Rev. Date	2004-08-31	
		Rev.	NW4010-CS01	3/5

SAW Bandpass Filter 201293B



6. Typical Performance (at +25°C)



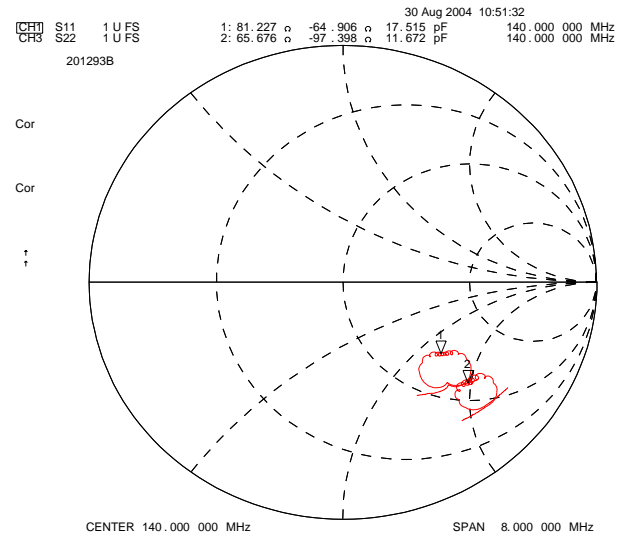
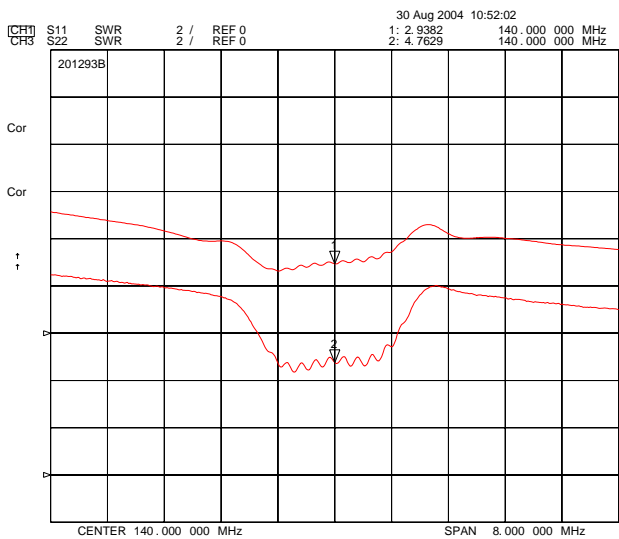
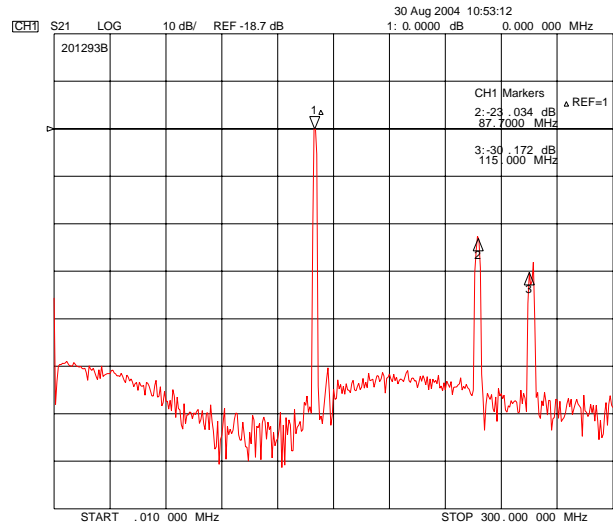
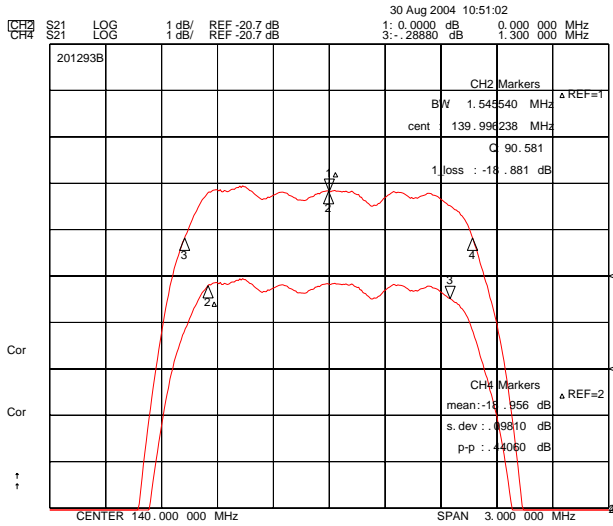
ITF Co., Ltd.
 102-901, Bucheon Technopark 364,
 Samjeong-Dong, Ojeong-Gu, Bucheon-City,
 Gyeonggi-Do, Korea 421-809

Part No. 201293B

Rev. Date 2004-08-31

Rev. NW4010-CS01 4/5

SAW Bandpass Filter 201293B



ITF Co., Ltd.
 102-901, Bucheon Technopark 364,
 Samjeong-Dong, Ojeong-Gu, Bucheon-City,
 Gyeonggi-Do, Korea 421-809

Part No. 201293B

Rev. Date 2004-08-31

Rev. NW4010-CS01 5/5