

FEATURES

- Planar Die construction
- 200mW Power Dissipation
- Zener Voltages from 2.4~51V
- Ideally Suited for Automated Assembly Processes

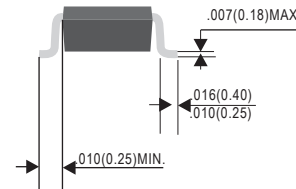
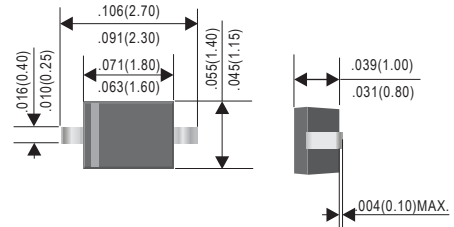
MECHANICAL DATA

- Case: SOD-323 , Molded Plastic
- Terminals: Solderable per MIL-STD-750, Method 2026
- Polarity: See Diagram Below
- Approx. Weight: 0.0046 grams
- Mounting Position: Any

ORDER INFORMATION

- Packing information
 - T1 3K per 7" plastic Reel
- Product Type Symbol
 - RoHS product for packing code suffix "G"
 - Halogen free product for packing code suffix "H"

SOD-323



Dimensions in inches and (millimeters)

MAXIMUM RATINGS AND ELECTRICAL CHARACTERISTICS

PARAMETER	SYMBOL	VALUE	UNIT
Power Dissipation fBcH' 5k'at Tamb=25°C	P _{TOT}	200	mW
Operating Junction and Storage Temperature Range	T _J , T _S	-55 to +150	°C

Valid provided that leads at a distance of 10mm from case kept at ambient temperature.

NOTE :

- A. Mounted on 5.0mm²(.013mm thick) land areas.



**200mW SURFACE MOUNT SILICON ZENER DIODES 2.4V~51V
SOD-323 PACKAGE**

**BZT52-C2V4S
THRU
BZT52-C51S**

Pb Free Product

Part No.	Nominal Zener Voltage			Max. Zener Impedance				Max Reverse Leakage Current		Marking Code	Case
	V _Z @ I _{ZT}			Z _{ZT} @ I _{ZT}		Z _{ZK} @ I _{ZK}		I _R @ V _R			
	Nom. V	Min. V	Max. V	Ω	mA	Ω	mA	μA	V		
BZT52-C2V0S	2.0	1.91	2.09	100	5.0	600	1.0	150	1.0	WY	SOD-323
BZT52-C2V4S	2.4	2.28	2.52	85	5.0	600	1.0	100	1.0	WX	SOD-323
BZT52-C2V7S	2.7	2.57	2.84	83	5.0	600	1.0	75	1.0	W1	SOD-323
BZT52-C3S	3.0	2.85	3.15	95	5.0	600	1.0	50	1.0	W2	SOD-323
BZT52-C3V3S	3.3	3.14	3.47	95	5.0	600	1.0	25	1.0	W3	SOD-323
BZT52-C3V6S	3.6	3.42	3.78	95	5.0	600	1.0	15	1.0	W4	SOD-323
BZT52-C3V9S	3.9	3.71	4.10	95	5.0	600	1.0	10	1.0	W5	SOD-323
BZT52-C4V3S	4.3	4.09	4.52	95	5.0	600	1.0	5.0	1.0	W6	SOD-323
BZT52-C4V7S	4.7	4.47	4.94	78	5.0	500	1.0	5.0	2.0	W7	SOD-323
BZT52-C5V1S	5.1	4.85	5.36	60	5.0	480	1.0	0.1	0.8	W8	SOD-323
BZT52-C5V6S	5.6	5.32	5.88	40	5.0	400	1.0	0.1	1.0	W9	SOD-323
BZT52-C6V2S	6.2	5.89	6.51	10	5.0	150	1.0	0.1	2.0	WA	SOD-323
BZT52-C6V8S	6.8	6.46	7.14	8	5.0	80	1.0	0.1	3.0	WB	SOD-323
BZT52-C7V5S	7.5	7.13	7.88	7	5.0	80	1.0	0.1	5.0	WC	SOD-323
BZT52-C8V2S	8.2	7.79	8.61	7	5.0	80	1.0	0.1	6.0	WD	SOD-323
BZT52-C9V1S	9.1	8.65	9.56	10	5.0	100	1.0	0.1	7.0	WE	SOD-323
BZT52-C10S	10.0	9.50	10.50	15	5.0	150	1.0	0.1	7.5	WF	SOD-323
BZT52-C11S	11.0	10.45	11.55	20	5.0	150	1.0	0.1	8.5	WG	SOD-323
BZT52-C12S	12.0	11.40	12.60	20	5.0	150	1.0	0.1	9.0	WH	SOD-323
BZT52-C13S	13.0	12.35	13.65	25	5.0	170	1.0	0.1	10.0	WI	SOD-323
BZT52-C15S	15.0	14.25	15.75	30	5.0	200	1.0	0.1	11.0	WJ	SOD-323
BZT52-C16S	16.0	15.20	16.80	40	5.0	200	1.0	0.1	12.0	WK	SOD-323
BZT52-C18S	18.0	17.10	18.90	50	5.0	225	1.0	0.1	14.0	WL	SOD-323
BZT52-C20S	20.0	19.00	21.00	50	5.0	225	1.0	0.1	15.0	WM	SOD-323
BZT52-C22S	22.0	20.90	23.10	55	5.0	250	1.0	0.1	17.0	WN	SOD-323
BZT52-C24S	24.0	22.80	25.20	80	5.0	250	1.0	0.1	18.0	WO	SOD-323
BZT52-C27S	27.0	25.65	28.35	80	5.0	300	1.0	0.1	20.0	WP	SOD-323
BZT52-C30S	30.0	28.50	31.50	80	5.0	300	1.0	0.1	22.5	WQ	SOD-323
BZT52-C33S	33.0	31.35	34.65	80	5.0	325	1.0	0.1	25.0	WR	SOD-323
BZT52-C36S	36.0	34.20	37.80	90	5.0	350	1.0	0.1	27.0	WS	SOD-323
BZT52-C39S	39.0	37.05	40.95	90	5.0	350	1.0	0.1	29.0	WT	SOD-323
BZT52-C43S	43.0	40.85	45.15	100	5.0	700	1.0	0.1	32.0	WU	SOD-323
BZT52-C47S	47.0	44.65	49.35	100	5.0	750	1.0	0.1	35.0	WV	SOD-323
BZT52-C51S	51.0	48.45	53.55	100	5.0	750	1.0	0.1	38.0	WW	SOD-323

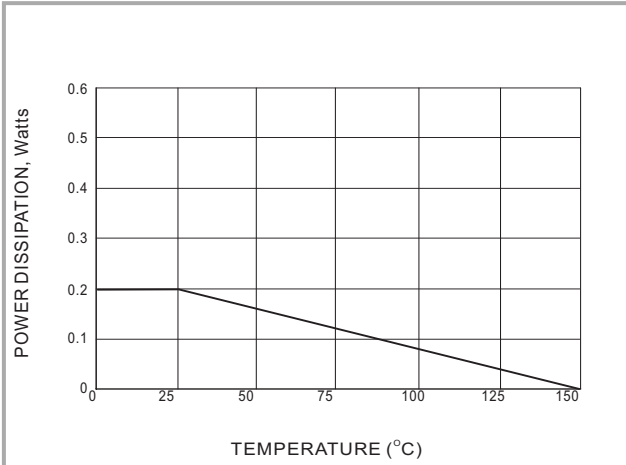


Fig. 1 STEADY STATE POWER DERATING

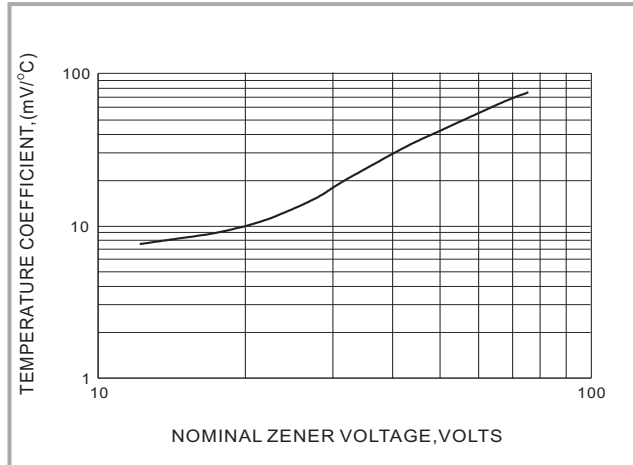


Fig. 2 TEMPERATURE COEFFICIENTS

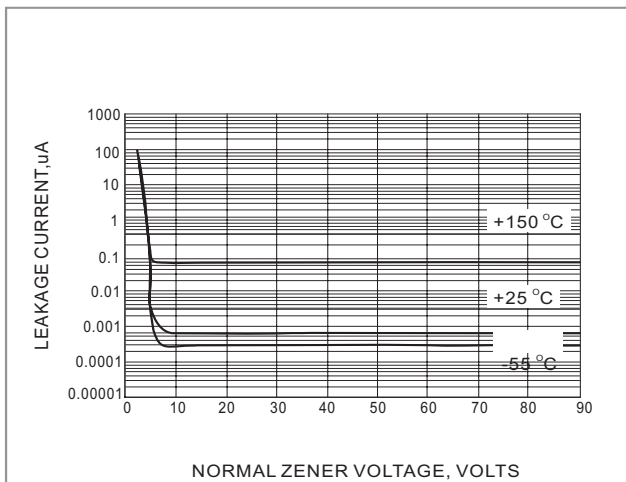


Fig. 3 TYPICAL LEAKAGE CURRENT

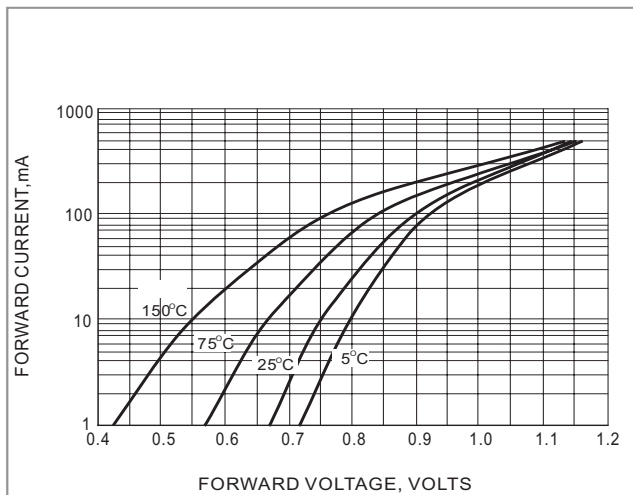


Fig. 4 TYPICAL FORWARD VOLTAGE

MOUNTING PAD LAYOUT

