

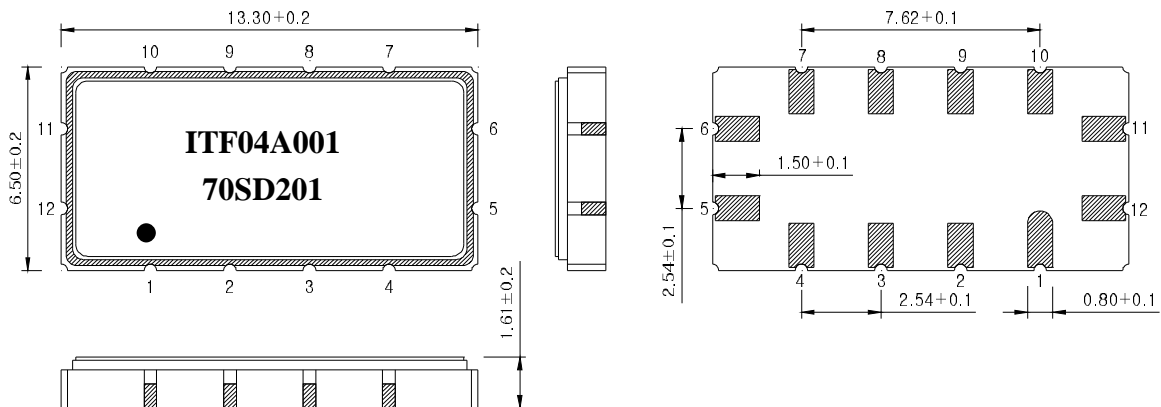
SAW Delay-Line 70SD201



1. Features

- Delay-Line
- Single-Ended Operation
- Ceramic Surface Mount Device (SMD) Package
- Maximum Storage Temperature Range : -40°C ~ 85°C
- Electrostatics Sensitive Device (ESD)

2. Package Dimensions



Package : S1365

Dimensions shown are nominal in millimeters

Body : Al₂O₃ Ceramic

Lid : Kovar, Ni Plated

Terminations : Au plating 0.3 ~ 1.0 um, Over a 1.27 ~ 8.89 um Ni Plating

Pad Configuration	
11	Input
5	Output
6, 12	Ground
Other	Case ground

	ITF Co., Ltd. 102-901, Bucheon Technopark 364, Samjeong-Dong, Ojeong-Gu, Bucheon-City, Gyeonggi-Do, Korea 421-809	Part No.	70SD201	
		Rev. Date	2004-07-08	
		Rev.	ND2002-CS02	1/5

SAW Delay-Line 70SD201



3. Specifications

Fo = 70.0 MHz

Terminating source impedance : 50Ω and matching network

Terminating load impedance : 50Ω and matching network

		Minimum	Typical	Maximum
Center Frequency	MHz	-	70.0	-
Insertion Loss	dB	-	14.0	17.0
1dB Bandwidth	MHz	22.0	23.4	-
40dB Bandwidth	MHz	-	32.7	40.0
Amplitude Ripple (Fo +/- 10.0 MHz)	dB	-	0.6	1.0
Group Delay Variation (Fo +/- 10.0 MHz)	nsec	-	30	80
Absolute Delay	usec	2.2	2.46	-
Temperature Coefficient of Frequency	ppm/°C	-	-94	-

Notes :

- 1) All specifications are based on the matching schematic shown below
- 2) All specifications are measured by Agilent Network analyzer and full 2 port calibration at room temperature
- 3) All attenuation measurements are measured relative to insertion loss

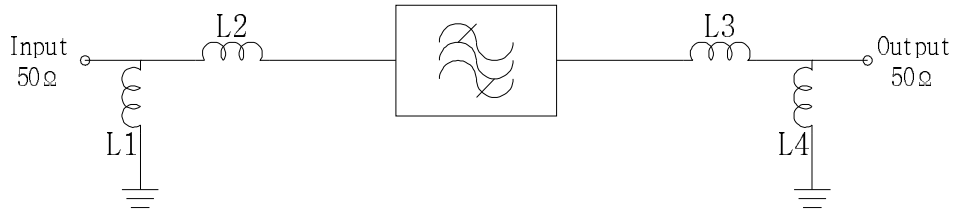
	ITF Co., Ltd. 102-901, Bucheon Technopark 364, Samjeong-Dong, Ojeong-Gu, Bucheon-City, Gyeonggi-Do, Korea 421-809	Part No.	70SD201	
		Rev. Date	2004-07-08	
		Rev.	ND2002-CS02	2/5

SAW Delay-Line 70SD201



4. Matching Schematic

(Actual matching values may vary due to PCB layout and parasitics)



L2 = 220 nH, L3 = 220 nH
 L1 = 220 nH, L4 = 470 nH

5. Marking Configuration

ITF¹⁾ 04A001²⁾

70SD201³⁾

●⁴⁾

1) Manufacturer name

2) Lot Number

3) Part Number

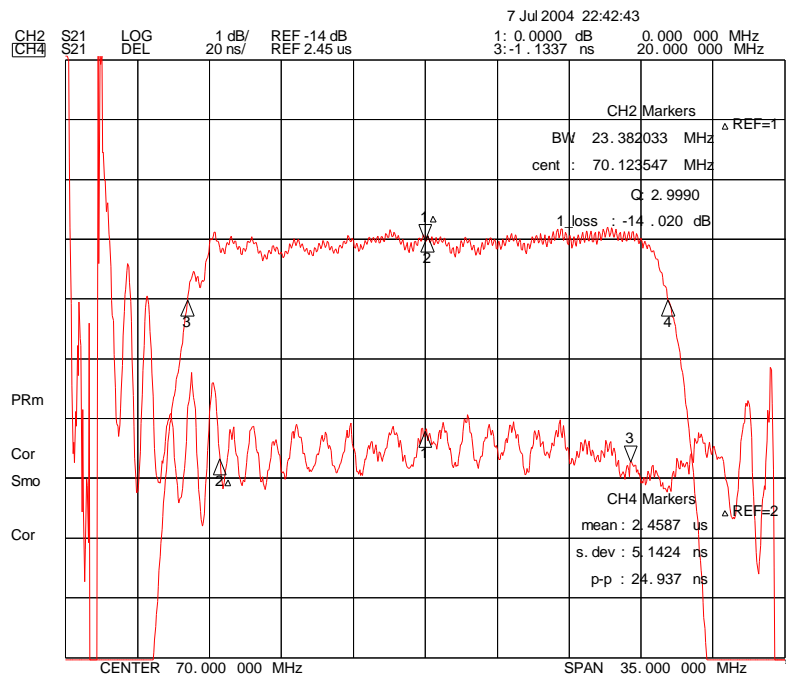
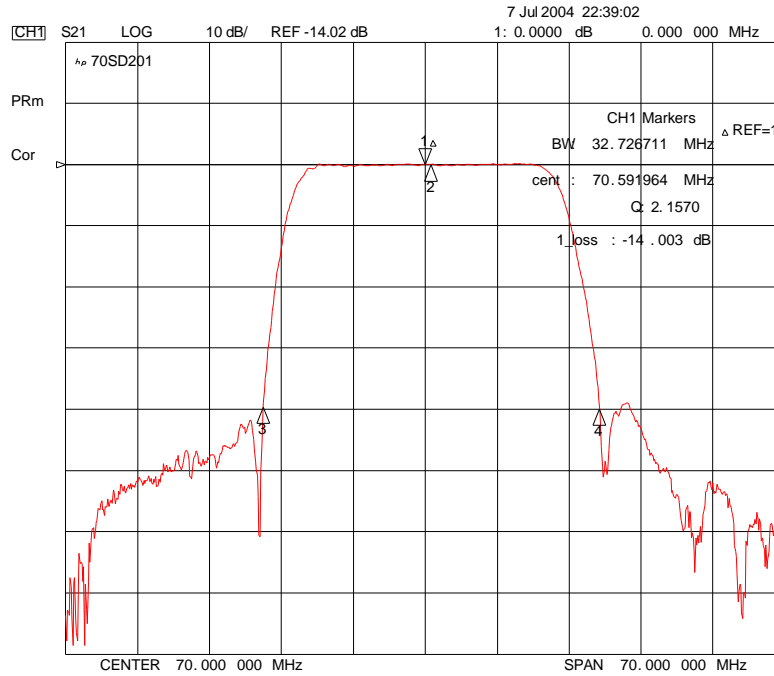
4) Pad Number 1 Index

	ITF Co., Ltd. 102-901, Bucheon Technopark 364, Samjeong-Dong, Ojeong-Gu, Bucheon-City, Gyeonggi-Do, Korea 421-809	Part No.	70SD201	
		Rev. Date	2004-07-08	
		Rev.	ND2002-CS02	3/5

SAW Delay-Line 70SD201

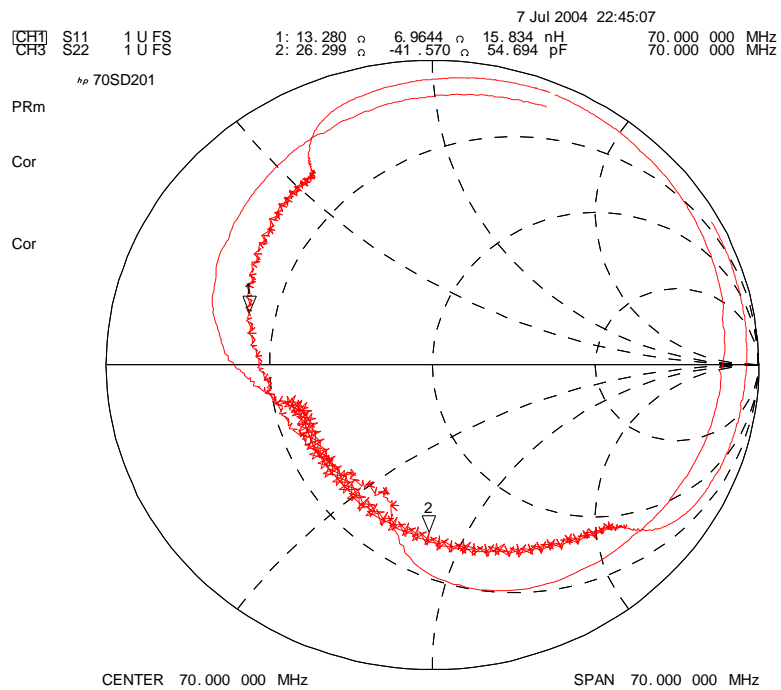
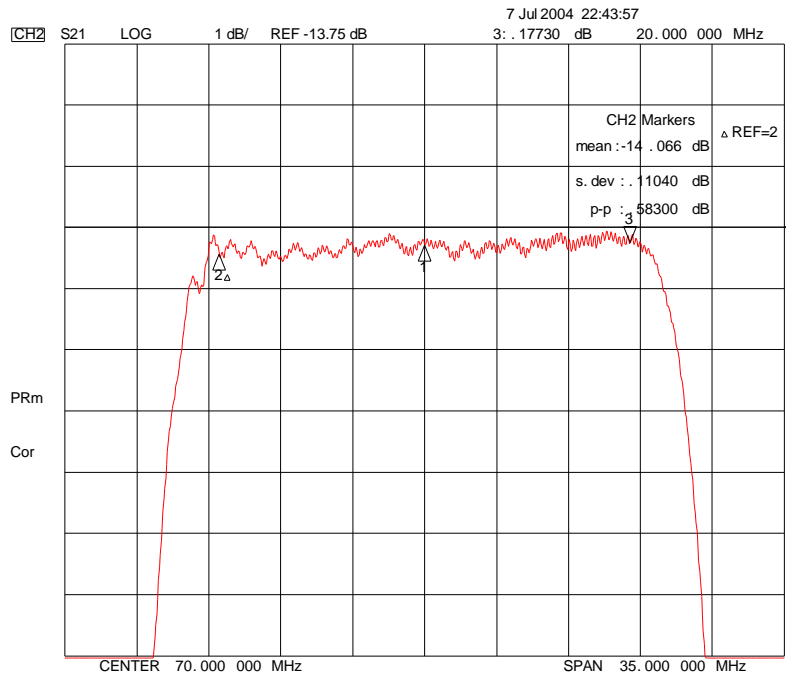


6. Typical Performance (at +25°C)



	ITF Co., Ltd. 102-901, Bucheon Technopark 364, Samjeong-Dong, Ojeong-Gu, Bucheon-City, Gyeonggi-Do, Korea 421-809	Part No.	70SD201	
		Rev. Date	2004-07-08	
		Rev.	ND2002-CS02	4/5

SAW Delay-Line 70SD201



	ITF Co., Ltd. 102-901, Bucheon Technopark 364, Samjeong-Dong, Ojeong-Gu, Bucheon-City, Gyeonggi-Do, Korea 421-809	Part No.	70SD201	
		Rev. Date	2004-07-08	
		Rev.	ND2002-CS02	5/5