

Surface Mount Schottky Barrier Diodes

(Pb) Lead(Pb)-Free

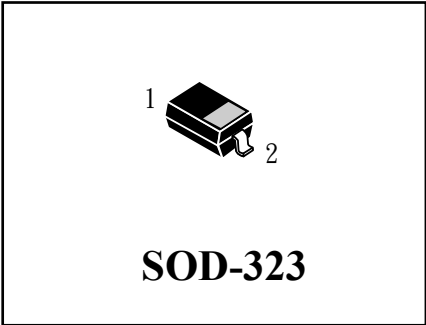
Features:

- *Extremely Fast Switching Speed
- *Low Forward Voltage
- *Very Small Conduction Losses
- *Schottky Barrier Diodes Encapsulated in a SOD -323 Package

Description:

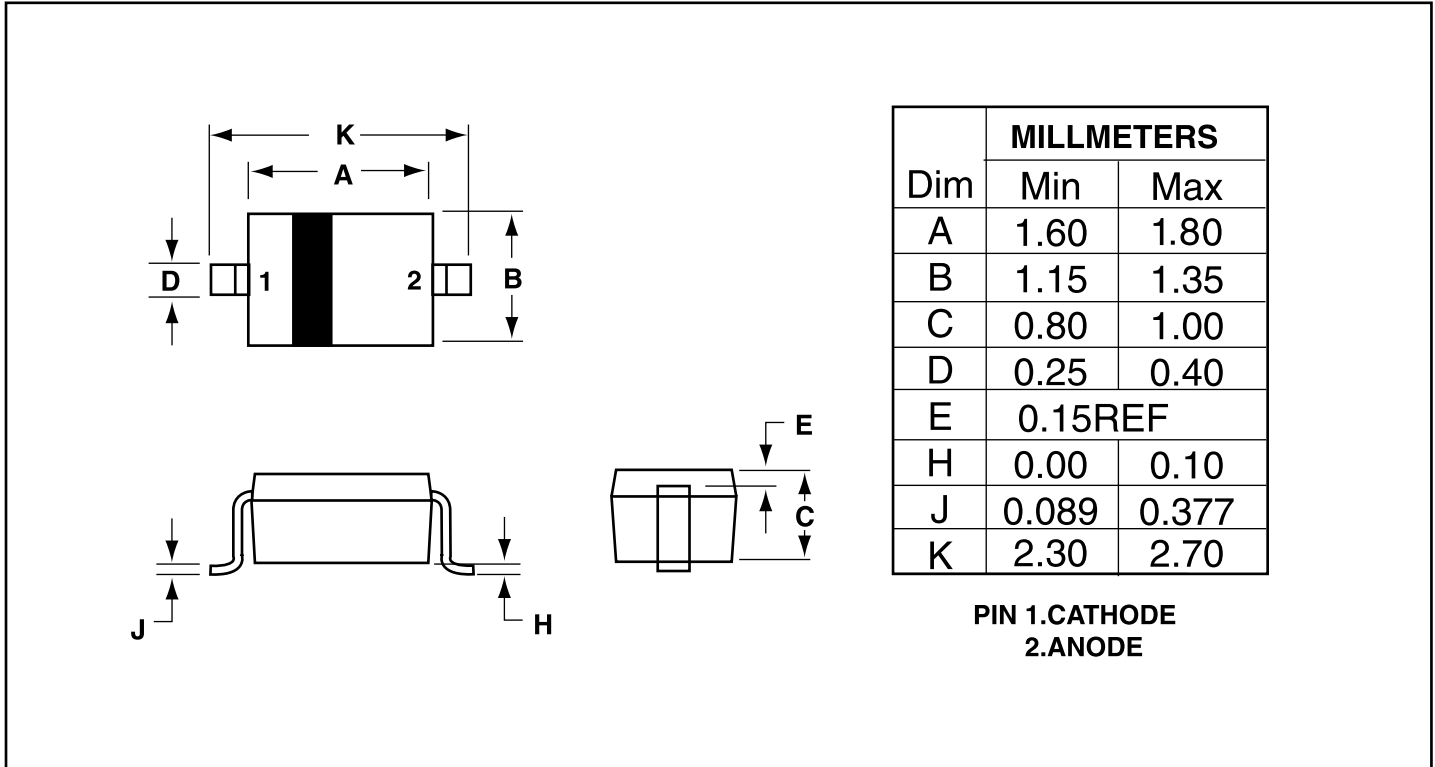
These schottky barrier diodes are designed for high speed switching applications circuit protection, and voltage clamping, Extremely low forward voltage reduces conduction loss, Miniature surface mount package is excellent for hand held and portable applications where space is limited.

SMALL SIGNAL
SCHOTTKY DIODES
200m AMPERES
30 VOLTS



SOD -323 Outline Dimensions

Unit:mm



BAT54H



Maximum Ratings (T_J=125°C Unless otherwise noted)

Characteristic	Symbol	BAT54H	Unit
Reverse Voltage	V _R	30	Volts
Average Rectifier Forward Current	I _{F(AV)}	200	mA
Peak Repetitive Forward Current Rated V _R , Square Wave, 20KHz	I _{FRM}	400	mA
Operating Junction Temperature Range	T _J	-55 to +125	°C
Storage Temperature Range	T _{stg}	-55 to +150	°C

Electrical Characteristics (T_A=25°C Unless otherwise noted)

Characteristic	Symbol	Min	Typ	Max	Unit
Reverse Breakdown Voltage (I _R =10μA)	V _{(BR)R}	30			Volts
Forward Voltage I _F =0.1mA I _F =1.0mA I _F =10mA I _F =30mA I _F =100mA	V _F		0.22 0.29 0.35 0.41 0.52	0.24 0.32 0.40 0.50 1.00	Volts
Total Capacitance (V _R =1.0V, f=1.0MHz)	C _T		7.6	10	PF
Reverse Leakage V _R =25V	I _R		0.5	2.0	μA _{dc}
Reverse Recover Time I _F =I _R =10mA, I _{R(Rec)} =1.0mA	T _{rr}			5.0	nS

Device Marking

Item	Marking	Equivalent Circuit diagram
BAT54H	JV	

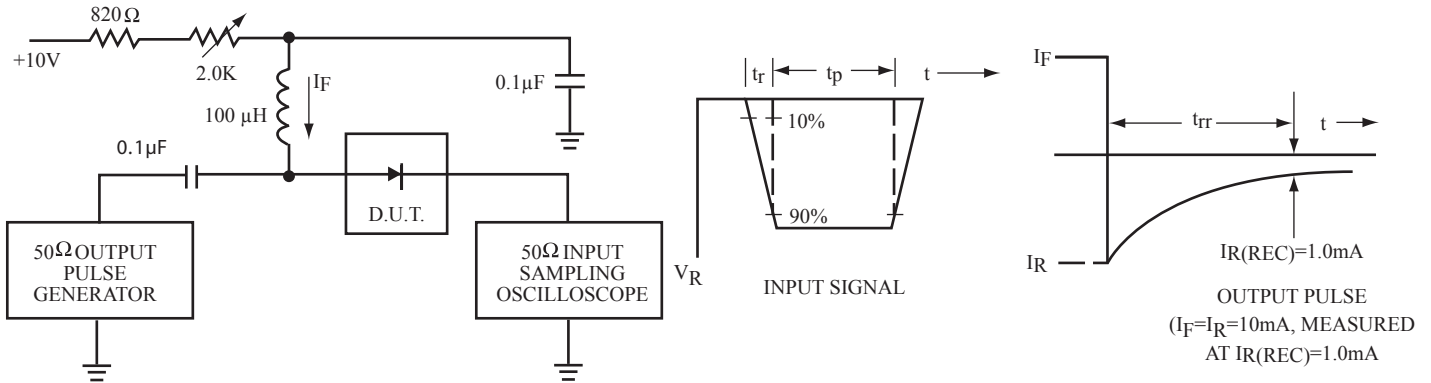


Figure 1. Recovery Time Equivalent Test Circuit

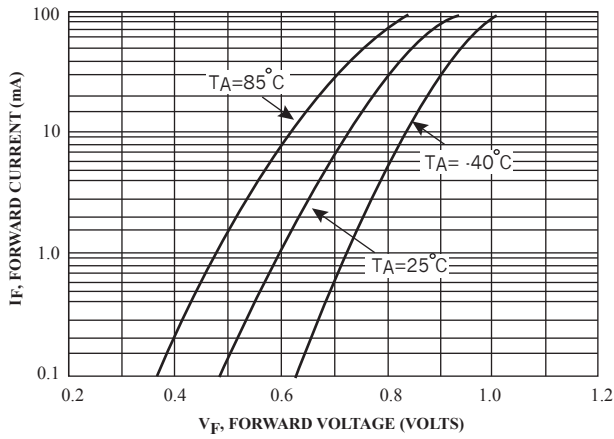


Figure 2. Forward Voltage




Figure 3. Leakage Current

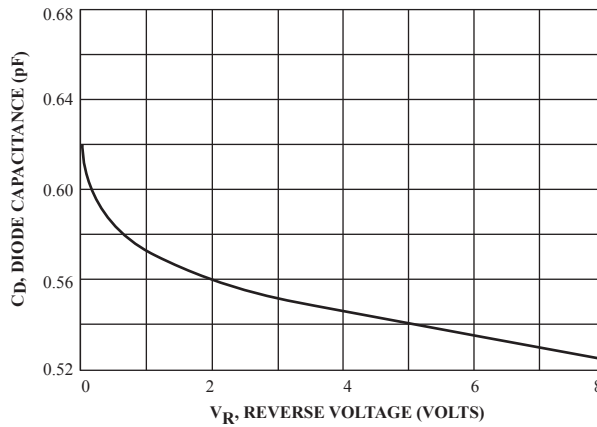


Figure 4. Capacitance