

KEY FEATURES

- IP65 Design for Indoor or Outdoor LED Installations
- Universal Input: 100-240 VAC (Up to 277 VAC)
- Three in one dimming function
(1~10VDC & PWM Signal or resistance)
- Built-in Active PFC Function, PF>0.95
- Free Air Convection
- High Reliability
- With Constant Current & Constant Voltage
- Output Voltage and Constant Current Level can Be Adjusted Through Internal Potential Meter
- LED Power Application
- 3-Years Product Warranty



IP65/67 
Preliminary

ELECTRICAL SPECIFICATIONS

Model No.	ALF240-12S	ALF240-24S	ALF240-28S	ALF240-36S	ALF240-48S
Max Output Wattage (W)	192W	240W			
Input	Voltage				
	90-264 VAC or 120-370 VDC (H Type up to 277 VAC)				
	Frequency (Hz)				
	47-63 Hz				
	Current (Full load)				
	3 A max. (115 VAC) / 1.5 A max. (230 VAC)				
Inrush Current (<2ms)					
30 A max. (115 VAC) / 60 A max. (230 VAC)					
Leakage Current					
<0.5 mA max.					
Power Factor					
PF>0.97 (115 VAC) / PF>0.93 (230 VAC) at Full Load					
Output	Voltage (V.DC.)				
	12V	24V	28V	36V	48V
	Constant Current Range (V.DC.)				
	6 ~ 12V	12 ~ 24V	14 ~ 28V	18 ~ 36V	24 ~ 48V
	Voltage Adjustment Range				
	±5%				
	Voltage Accuracy				
	±2%				
	Current (Convection) (A) max				
	16	10	8.57	6.66	5
	Current Adjustment Range (A)				
	8 ~ 16	5 ~ 10	4.28 ~ 8.57	3.33 ~ 6.66	2.5 ~ 5
	Line Regulation				
	±1%				
Load Regulation					
±1%					
Minimum Load					
1%					
Maximum Capacitive Load					
470-23,000µF depending on model					
Ripple & Noise (max.)					
Efficiency (typ.)					
90%	90%	90%	92%	93%	
Hold-up Time					
8 ms min.					
Switching Frequency					
80 kHz					
Protection	Over Power Protection				
	Auto recovery				
	Over Voltage Protection				
	Auto recovery				
Overt Temperature Protection					
Auto recovery					
Short Circuit Protection					
Auto recovery					
Isolation	Input-Output (V.AC)				
	3000V				
	Input-FG (V.AC)				
1500V					
Output-FG (V.AC)					
500V					
Environment	Operating Temperature				
	-25°C...+70°C (with derating)				
	Storage Temperature				
	-40°C...+85°C				
	Temperature Coefficient				
	±0.02%/°C (0~50°C)				
Humidity					
95% RH					
MTBF					
>100,000 h @ 25°C (MIL-HDBK-217F)					
Vibration					
10~500Hz, 5G 10min./1cycle, 60min. each along X, Y, Z axes.					


1. All specifications valid at normal input voltage, full load and +25°C after warm-up time unless otherwise stated.
2. Ripple & Noise are measured at 20MHz of bandwidth with 0.1µF & 47µF parallel capacitor.

Model No.		ALF240-12S	ALF240-24S	ALF240-28S	ALF240-36S	ALF240-48S
Physical	Dimension (L x W x H)	8.35 x 2.76 x 1.50 Inches (212.2 x 70.0 x 38.0 mm) Tolerance ± 0.5 mm				
	Weight	1010 g				
	Cooling Method	Free air convection				
Safety	Agency Approvals	UL60950-1 , CE				
EMC	EMI (Conducted & Radiated Emission)	EN 55022				
	EMS (Noise Immunity)	EN 55024 (Surge 4KV)				


- All specifications valid at normal input voltage, full load and +25°C after warm-up time unless otherwise stated.
- Ripple & Noise are measured at 20MHz of bandwidth with 0.1uF & 47uF parallel capacitor.

MECHANICAL DIMENSION (Top View)

IP65 Design



IP67 Design

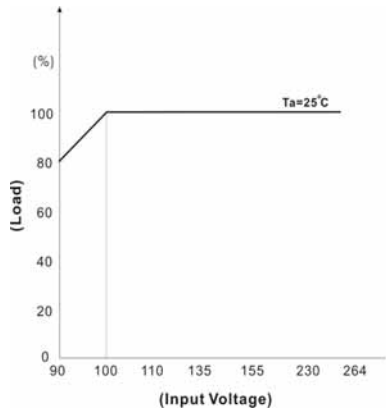
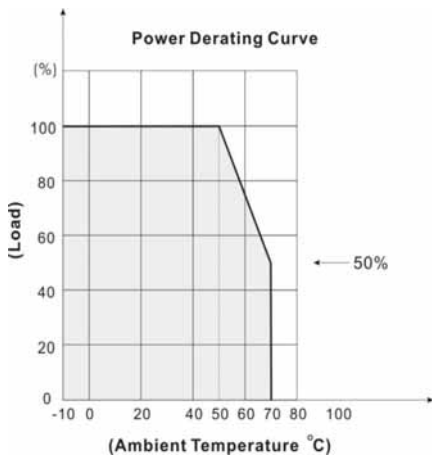


ASSEMBLY INSTRUCTIONS

*U Case T=2.5mm

Customer screws into the length of the case no higher than 0.5mm
(Namely screw length for load plate thickness plus 3.0mm)

DERATING



BLOCK DIAGRAM

Single Output

