

**Power line filters for single-phase systems
with additional LF suppression**
Rated voltage 250 V~, 50/60 Hz
Rated current 2 A to 36 A

Construction

- Two-line filter
- Metal case
- Polyurethane potting (UL 94 V-0)

Features

- Especially high differential-mode insertion loss from 20 kHz upwards
- Safe mounting by press-in nuts
- Space-saving design

Applications

- Switch-mode power supplies for traction, safety systems, automation engineering
- Industrial electronics



Terminals

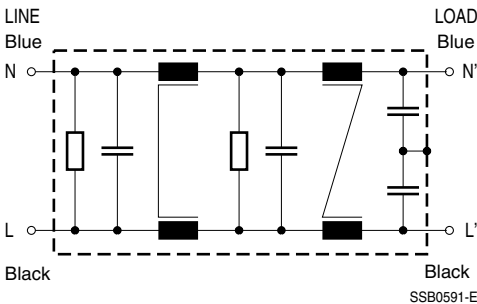
- Litz wires

Marking

Marking on component:
 Manufacturer's logo, ordering code,
 rated voltage, rated current,
 date code

Minimum marking on packaging:
 Manufacturer's logo, ordering code

Circuit diagram





SSB0591-E

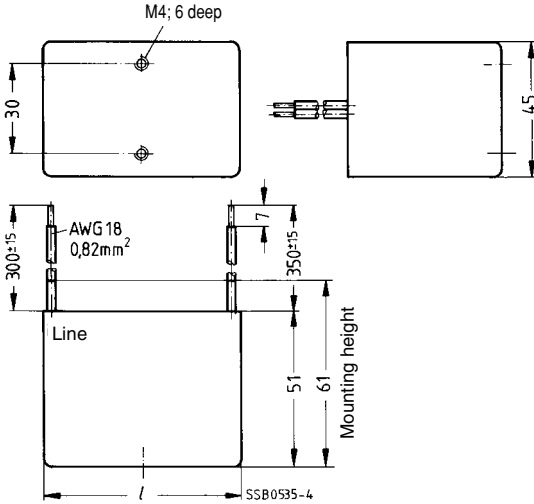
Technical data

Rated voltage V_R	250 V~, 50/60 Hz
Rated current I_R	Referred to 40 °C ambient temperature
Test voltage V_P	1414 V~, 2 s (line/line) 2830 V~, 2 s (lines/case)
Leakage current I_{leak}	at 230 V~, 50 Hz
Climatic category	In accordance with EN 60068-1 25/085/21 (- 25 °C/+ 85 °C/21 days damp heat test)

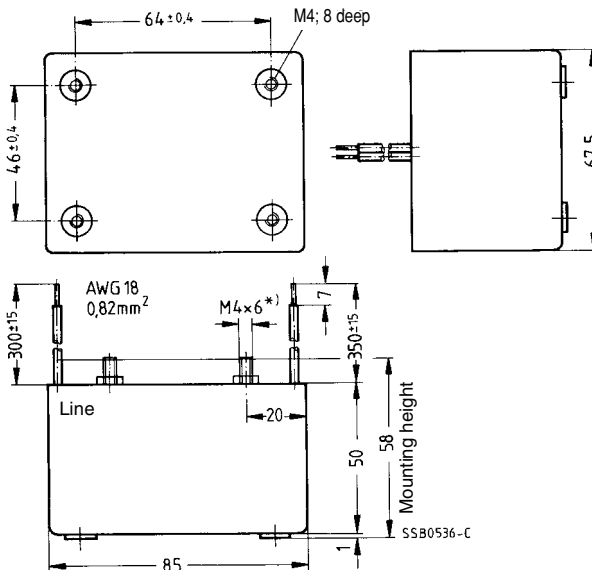
Characteristics and ordering codes

I_R	R_{typ}	Approx. weight	I_{leak}	Ordering code	Approvals	
A	mΩ	kg	mA			
2	530	0,35	< 3,5	B84299-K61-C	×	—
4	150	0,37	< 3,5	B84299-K62-C	×	—
6	110	0,82	< 3,5	B84299-K63	—	×
10	50	1	< 3,5	B84299-K64-C	—	×
16	35	1,8	< 3,5	B84299-K65	—	—
25	27	2,9	< 3,5	B84299-K66	—	—
36	12	2,9	< 10	B84299-K67	—	—

× = approval granted

Dimensional drawings
B84299-K61-C, B84299-K62-C


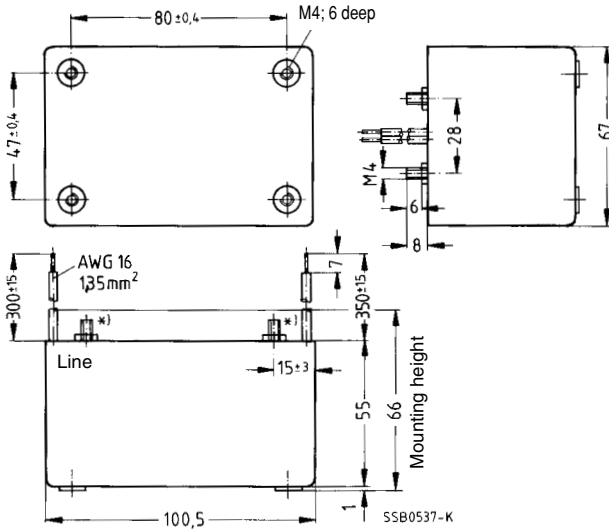
Type	Length /
B84299-K61-C	65 mm
B84299-K62-C	75 mm

B84299-K63


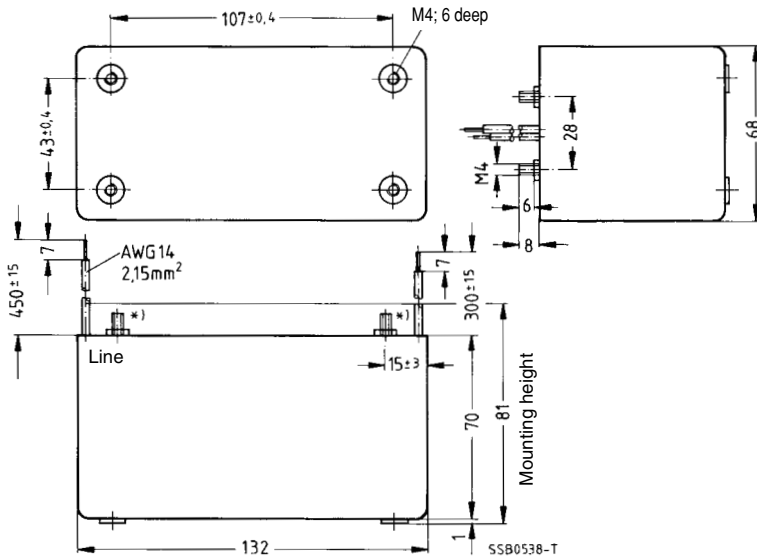
*) Ground terminal for shielding braid or fixing stud for cable clamp M4

Dimensional drawings

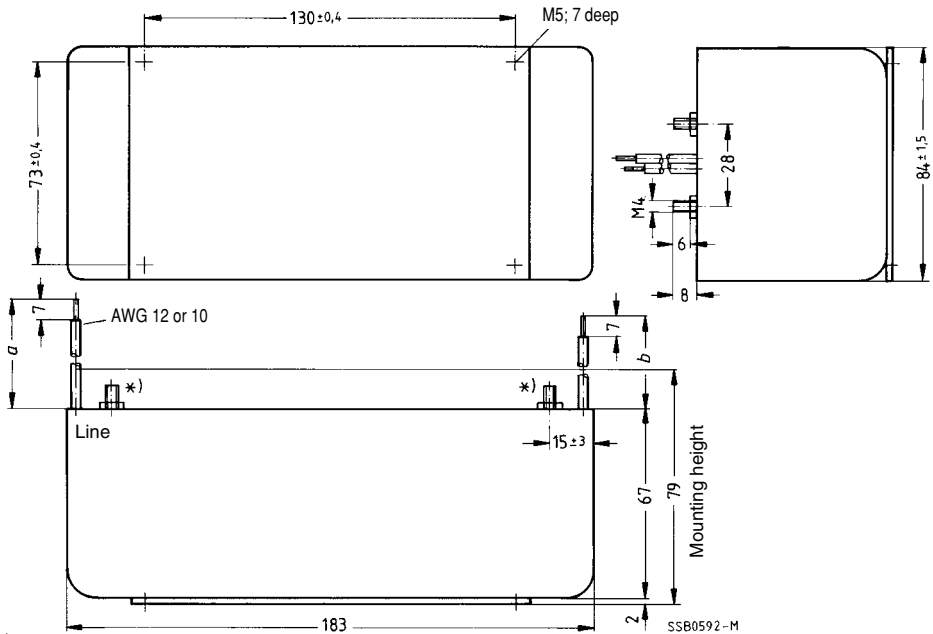
B84299-K64-C



B84299-K65



*) Ground terminal for shielding braid or fixing stud for cable clamp M4

Dimensional drawing
B84299-K66, B84299-K67


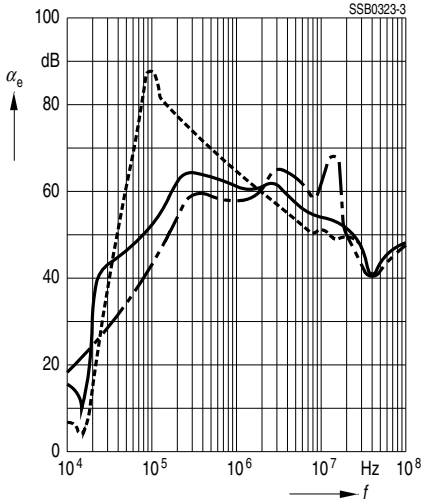
Type	Litz wire	Length <i>l</i> (mm)	
		<i>a</i>	<i>b</i>
B84299-K66	AWG 12; 3,44 mm ²	300 (line)	800
B84299-K67	AWG 10; 5,37 mm ²	240 (line)	800

*) Ground terminal for shielding braid or fixing stud for cable clamp M4

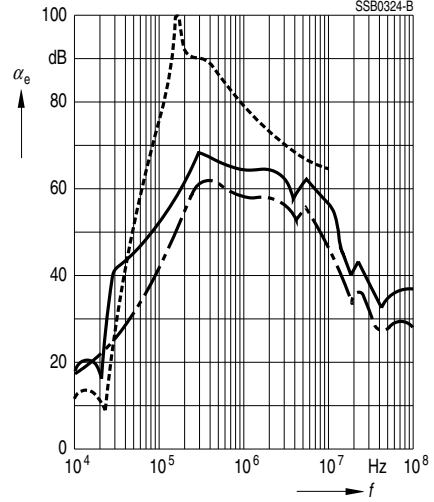
Insertion loss (typical values at $Z = 50 \Omega$)

- unsymmetrical, adjacent branches terminated
- - - - - common mode, all branches in parallel (asymmetrical)
- - - - - differential mode (symmetrical)

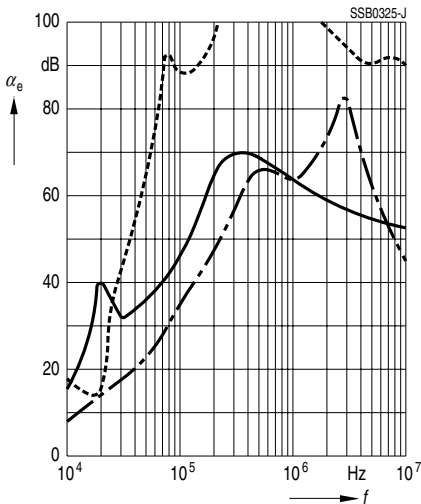
B84299-K61-C



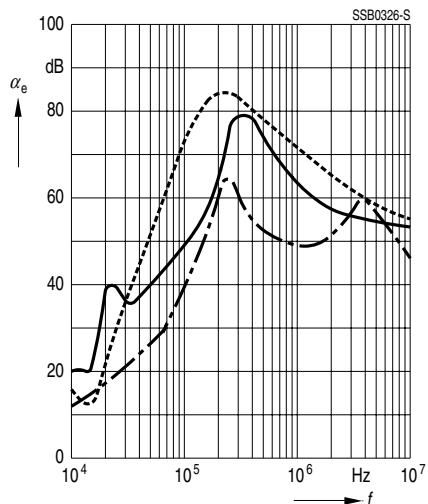
B84299-K62-C



B84299-K63



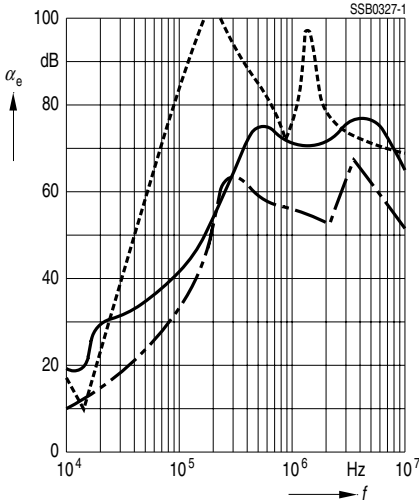
B84299-K64-C



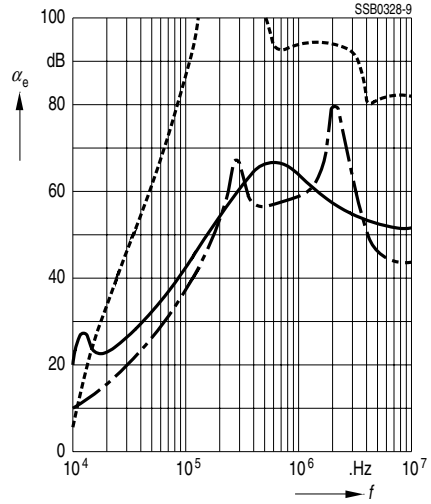
Insertion loss (typical values at $Z = 50 \Omega$)

- unsymmetrical, adjacent branches terminated
- - - - - common mode, all branches in parallel (asymmetrical)
- - - - - differential mode (symmetrical)

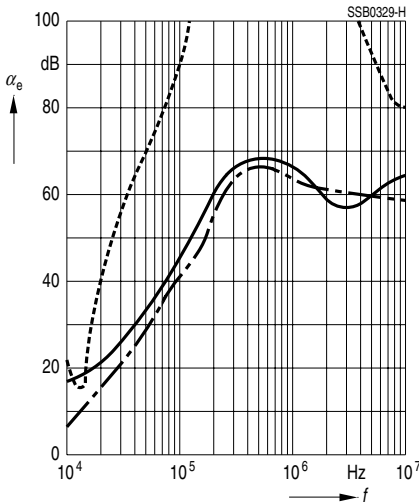
B84299-K65



B84299-K66



B84299-K67



Herausgegeben von EPCOS AG

Marketing Kommunikation, Postfach 80 17 09, 81617 München, DEUTSCHLAND

© EPCOS AG 2000. Alle Rechte vorbehalten. Vervielfältigung, Veröffentlichung, Verbreitung und Verwertung dieser Broschüre und ihres Inhalts ohne ausdrückliche Genehmigung der EPCOS AG nicht gestattet.

Mit den Angaben in dieser Broschüre werden die Bauelemente spezifiziert, keine Eigenschaften zugesichert. Bestellungen unterliegen den vom ZVEI empfohlenen Allgemeinen Lieferbedingungen für Erzeugnisse und Leistungen der Elektroindustrie, soweit nichts anderes vereinbart wird.

Diese Broschüre ersetzt die vorige Ausgabe.

Fragen über Technik, Preise und Liefermöglichkeiten richten Sie bitte an den Ihnen nächstgelegenen Vertrieb der EPCOS AG oder an unsere Vertriebsgesellschaften im Ausland.

Bauelemente können aufgrund technischer Erfordernisse Gefahrstoffe enthalten. Auskünfte darüber bitten wir unter Angabe des betreffenden Typs ebenfalls über die zuständige Vertriebsgesellschaft einzuholen.

Published by EPCOS AG

Marketing Communications, P.O. Box 80 17 09, 81617 Munich, GERMANY

© EPCOS AG 2000. All Rights Reserved. Reproduction, publication and dissemination of this brochure and the information contained therein without EPCOS' prior express consent is prohibited.

The information contained in this brochure describes the type of component and shall not be considered as guaranteed characteristics. Purchase orders are subject to the General Conditions for the Supply of Products and Services of the Electrical and Electronics Industry recommended by the ZVEI (German Electrical and Electronic Manufacturers' Association), unless otherwise agreed.

This brochure replaces the previous edition.

For questions on technology, prices and delivery please contact the Sales Offices of EPCOS AG or the international Representatives.

Due to technical requirements components may contain dangerous substances. For information on the type in question please also contact one of our Sales Offices.