

O/E/N 25

ROCKER ACTUATED DIP SWITCHES

- SPST Configuration
- Spring Loaded Sliding Ball Contact System
- LCSC Approved to JSS 51210
- High Contact Life
- Optional Protective Cover

SPECIFICATIONS

Contact Arrangement	: SPST, 2,4,6, 8 & 10 Stations
Contact Rating	: 25 mA (Res) At 28VDC
Contact Resistance	: 30milli Ohms (Initial) : 100milli Ohms after life
Contact Life	: 25000 Operations at Rated load
Insulation Resistance	: 1000 M Ohms at 100VDC 25°C, RH50
Dielectric Strength	: 500 VRMS
Temperature Severity	: -55°C to +85°C
Recommended Soldering	
Temp & Time	: 260°C ± 5°C for 5 Sec. Max.
Operating Force	: 170g Minimum, 900g Maximum

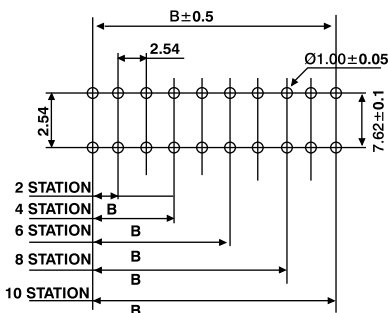
Typical applications

Data processing, Communication and other back panel and logic application where manual programming is required

All dimensions are in mm. Specifications subject to change without notice. Tolerance unless otherwise specified is ± 10%

DRILLING PATTERN

P.C. HOLE LAYOUT

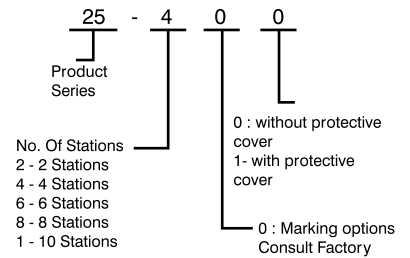


All dimensions are in mm. Specifications subject to change without notice.

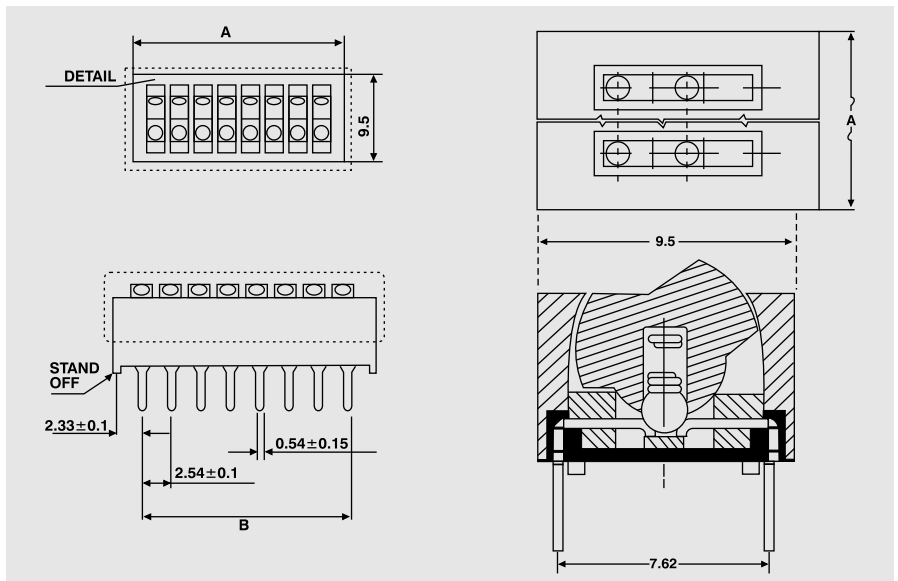
MATERIALS

Plunger	:	Moulded Thermoplastic
Housing	:	Moulded Phenolic
Terminals	:	Brass Tin Lead Plated
Contacts	:	Brass Gold Plated

HOW TO ORDER



DIMENSIONS



NO OF STATIONS	DIMENSION 'A'	DIMENSION 'B'
2	7.2 ± 0.25	2.54 ± 0.25
4	12.3 ± 0.25	7.62 ± 0.25
6	17.4 ± 0.25	12.70 ± 0.25
8	22.5 ± 0.25	17.78 ± 0.25
10	27.6 ± 0.25	22.86 ± 0.25