


RoHS  **285 Series, 5 x 20 mm, Audio & Medical Fuse**



Agency Approvals

Agency	Agency File Number	Ampere Range
	NBK080205-E10480A NBK250702-E10480E NBK100408-JP1021A	1A – 5A 6.3A & 15A 20A

Description

5x20mm fuse with gold or rhodium-plated caps and colourful ceramic body, designed to IEC standard

Features

- Designed to International (IEC) Standard for use globally. Meets the IEC 60127-2, Sheet 5 specification for time lag Fuses (Above 10A, follow the standard).
- Available in Cartridge form
- RoHS compliant and lead-free
- Low in magnetic

Applications


Used as supplementary protection in appliance or utilization equipment in audio and medical equipment

Electrical Characteristics for Series

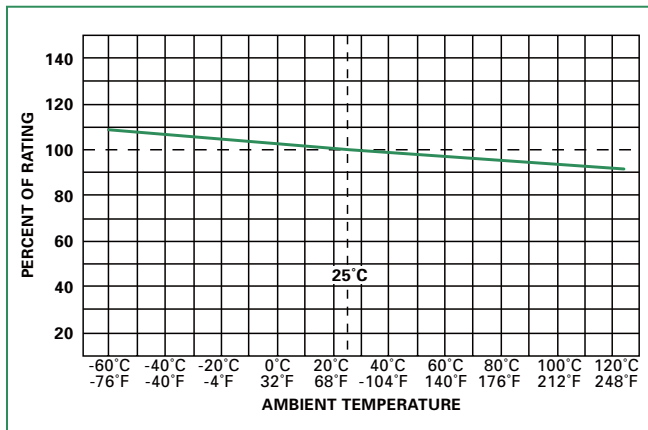
% of Ampere Rating	Ampere Rating	Opening Time
150%	0.125A - 0.5A	60 minutes, Minimum
	1A - 3.15A	60 minutes, Minimum
	5A - 6.3A	60 minutes, Minimum
	8A - 20A	30 minutes, Minimum
210%	0.125A - 0.5A	30 minutes, Maximum
	1A - 3.15A	30 minutes, Maximum
	5A - 6.3A	30 minutes, Maximum
	8A - 20A	30 minutes, Maximum
275%	0.125A - 0.5A	250 ms. Min.; 80 sec. Max.
	1A - 3.15A	750 ms. Min.; 80 sec. Max.
	5A - 6.3A	750 ms. Min.; 80 sec. Max.
	8A - 20A	750 ms. Min.; 80 sec. Max.
400%	0.125A - 0.5A	50 ms. Min.; 5 sec. Max.
	1A - 3.15A	95 ms. Min.; 5 sec. Max.
	5A - 6.3A	150 ms. Min.; 5 sec. Max.
	8A - 20A	150 ms. Min.; 5 sec. Max.
1000%	0.125A - 0.5A	50 ms. Min.; 150 ms. Max.
	1A - 3.15A	10 ms. Min.; 150 ms. Max.
	5A - 6.3A	10 ms. Min.; 150 ms. Max.
	8A - 20A	10 ms. Min.; 150 ms. Max.

285 Series

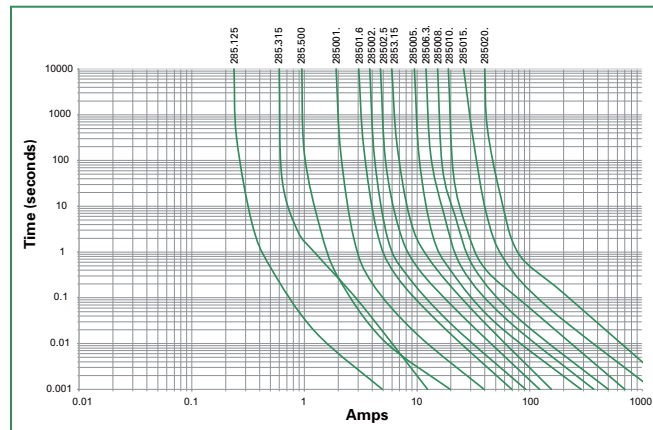
Electrical Characteristics Specification by Item

Amp Code	Amp Rating (A)	Voltage Rating (V)	Interrupting Rating	Nominal Cold Resistance (Ohms)	Nominal Melting I ² t (A ² Sec.)	Nominal Voltage Drop at Rated Current (mV)	Nominal Power Dissipation at Rated Current (W)	Agency Approvals
								
.125	0.125	250	1500A@250VAC	13.1240	0.028	2600	1.6	
.315	0.315	250		0.9275	1.1	1100	1.6	
.500	0.5	250		1.1215	0.3	850	1.6	
001	1	250		0.1455	1.6	350	2.5	x
01.6	1.6	250		0.0706	7.168	200	2.5	x
002	2	250		0.0546	10.8	190	2.5	x
02.5	2.5	250		0.0384	25.625	180	2.5	x
3.15	3.15	250		0.0269	51.597	140	4	x
005	5	250		0.0141	70	100	4	x
06.3	6.3	250		0.0107	130.977	100	4	x
008	8	250		0.0089	224	100	4	x
010	10	250		0.0065	355	100	4	x
015	15	250	500A@250VAC	0.0031	1305	100	4	x
020	20	250	400A@250VAC	0.0024	2792	100	4	x

Temperature Derating Curve



Average Time Current Curves



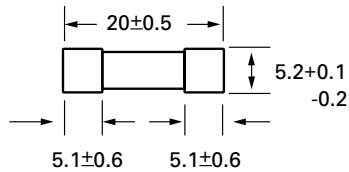
Product Characteristics

Materials	Body : Ceramic Cap : Gold / Rhodium-plated brass
Terminal Strength	MIL-STD-202G, Method 211A, Test condition A
Solderability	NA
Product Marking	Cap 1: Brand logo, current and voltage rating Cap 2: Agency approval markings

Operating Temperature	-55°C to +125°C
Thermal Shock	MIL-STD-202G, Method 107G, Test Condition B: (5 cycles -65°C to +125°C)
Vibration	MIL-STD-202G, Method 201A
Humidity	MIL-STD-202G, Method 103B, Test condition A: High RH (95%) and elevated temp. (40°C) for 240 hours
Salt Spray	MIL-STD-202G, Method 101E, Test condition B

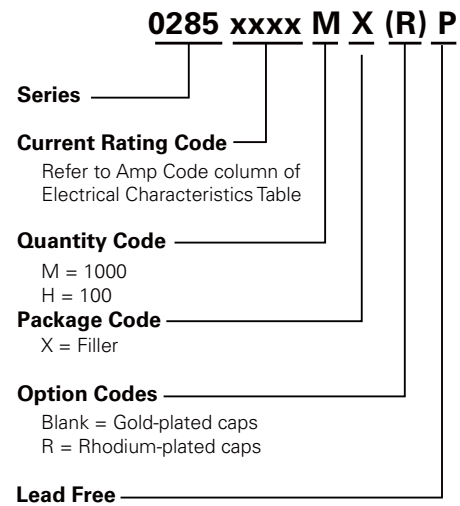
Dimensions

0285.125 XP/XRP
to
0285020 XP/XRP



All dimensions in mm

Part Numbering System



Packaging

Packaging Option	Packaging Specification	Quantity	Quantity & Packaging Code	Taping Width
285 Series				
Bulk	N/A	100	HX	N/A
Bulk	N/A	1000	MX	N/A

