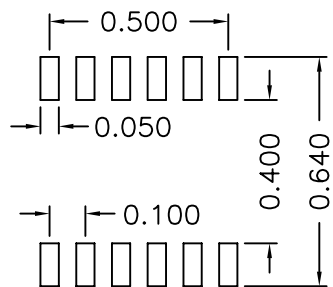
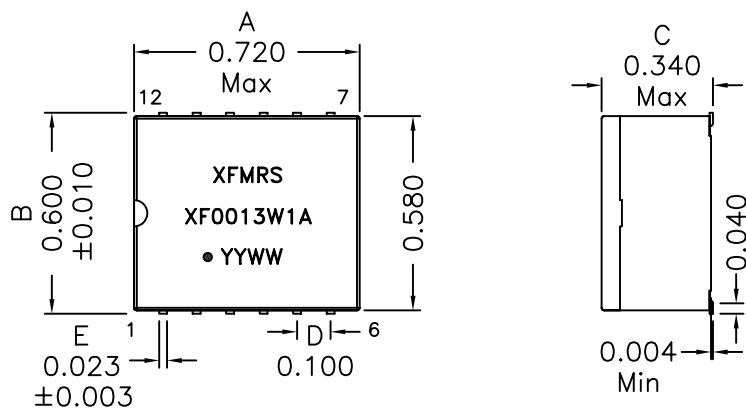


1. Mechanical Dimensions:

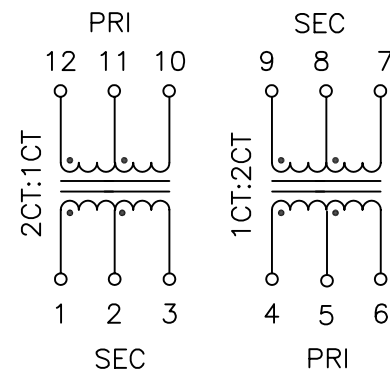


SUGGESTED PAD LAYOUT

Notes:

1. Solderability: Leads shall meet MIL-STD-202G, Method 208H for solderability.
2. Flammability: UL94V-0
3. ASTM oxygen index: > 28%
4. Insulation System: Class F 155°C. UL file E151556
5. Operating Temperature Range: All listed parameters are to be within tolerance from -40°C to +85°C
6. Storage Temperature Range: -55°C to +125°C
7. Aqueous wash compatible
8. SMD Lead Coplanarity: ±0.004"(0.102mm)
9. Electrical and mechanical specifications 100% tested
10. RoHS Compliant Component

2. Schematic:



3. Electrical Specifications: @25°C

- Isolation Voltage: 1500 Vrms (PRI/SEC)
- Turns Ratio: 1CT:2CT±2% (Pri: Sec)
- PRI OCL: 1.2mH MIN. @100KHz 50mV
- Cw/w: PRI/SEC 35.0pF Max. @100KHz 50mV
- PRI LL: 0.60uH MAX. @100KHz 50mV Sec Shorted
- PRI DC Resistance: 0.7 Ohms MAX.
- SEC DC Resistance: 1.20 Ohms MAX.
- Q: 5 Min @10KHz 50mV

DOC. REV: B/2

XFMRS Inc www.XFMRS.com	Title: TRANSFORMER		
	UNLESS OTHERWISE SPECIFIED TOLERANCES: .xxx ±0.010 Dimensions in Inch		P/N: XF0013W1A
SHT 1 OF 1	DWN.	Feng	Oct-15-11
	CHK.	YK Liao	Oct-15-11
	APP.	BW	Oct-15-11