

The Compact Isolation Transformer

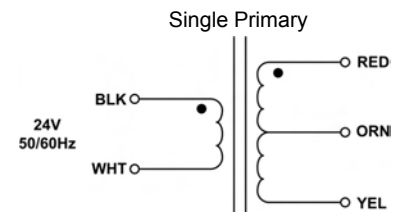
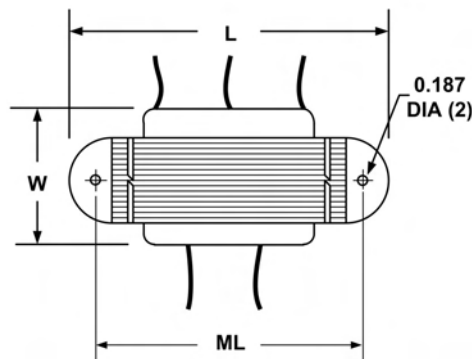
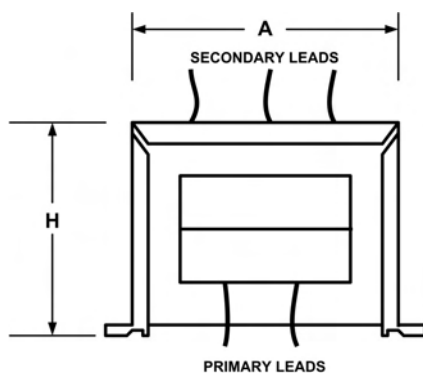
Series: P24L - Chassis Mount with Lead Wires

- Power Rating 2.4VA to 100VA
- Single Primary, 24V
- Frequency 50/60HZ
- Center-tapped Secondary, 24V
- Dielectric Strength – 2500 Vrms
- Insulation Class B (130°C)
- Low Capacitive Coupling, no Electrostatic Shield Needed
- Color Coded Hook-up Wires



Agency Approvals:

- UL/cUL 5085-2 Recognized (File E47299)
- Insulation File No. E95662



• Indicates Like Polarity

Primaries and Secondaries are designed to be used simultaneously. That is, they must be used either series or parallel connected (as one winding). Same applies to secondaries also.

VA Rating	Part Number	Secondary	Dimensions (Inches)					Weight Lbs
			L	W	H	A	ML	
2.4	P24L-24-24	24VCT @ 100mA	2.063	1.40	1.19	1.45	1.75	0.25
6	P24L-06-24	24VCT @ 250mA	2.375	1.50	1.38	1.70	2.00	0.44
12	P24L-12-24	24VCT @ 500mA	2.813	1.64	1.62	1.95	2.38	0.70
20	P24L-20-24	24VCT @ 833mA	3.250	1.60	1.94	2.32	2.81	1.10
30	P24L-30-24	24VCT @ 1.25A	3.250	2.00	1.94	2.32	2.81	1.10
36	P24L-36-24	24VCT @ 1.50A	3.688	1.56	2.25	2.70	3.12	1.70
40	P24L-40-24	24VCT @ 1.67A	3.688	1.95	2.25	2.70	3.12	1.70
50	P24L-50-24	24VCT @ 2.083A	3.688	2.13	2.25	2.70	3.12	1.70
56	P24L-56-24	24VCT @ 2.33A	3.688	2.13	2.25	2.70	3.12	1.70
75	P24L-75-24	24VCT @ 3.125A	4.031	2.25	2.56	3.08	3.56	2.75
100	P24L-100-24	24VCT @ 4.17A	4.031	2.50	2.56	3.08	3.56	2.75

Any application, Any requirement, Contact us for our Custom Designs