

PLEASE CHECK WWW.MOLEX.COM FOR LATEST PART INFORMATION

Part Number: [0387006118](#)
Status: **Active**
Description: 8.26mm (.325") Pitch Beau™ PCB Terminal Strip, with Mounting Ends, 18 Circuits

Documents:

[3D Model](#)
[Drawing \(PDF\)](#)

[RoHS Certificate of Compliance \(PDF\)](#)

General

Product Family	Terminal Blocks
Series	38700
Application	Wire-to-Board
Component Type	One Piece
Product Name	Fixed Mount Barrier
Type	Barrier Strip

Physical

Circuits (Loaded)	18
Circuits (maximum)	18
Color - Resin	Black
Entry Angle	Horizontal
Lock to Mating Part	None
Material - Metal	Brass
Material - Plating Mating	Tin
Material - Plating Termination	Tin
Material - Resin	Polyester
Number of Rows	1
Orientation	Horizontal
PC Tail Length (in)	0.140 In
PC Tail Length (mm)	3.56 mm
PCB Retention	Yes
Panel Mount	No
Pitch - Mating Interface (in)	0.325 In
Pitch - Mating Interface (mm)	8.26 mm
Pitch - Term. Interface (in)	0.325 In
Pitch - Term. Interface (mm)	8.25 mm
Plating min: Mating (µin)	150
Plating min: Mating (µm)	3.75
Plating min: Termination (µin)	150
Plating min: Termination (µm)	3.75
Polarized to Mating Part	No
Shrouded	Dual-Barrier
Stackable	Yes
Surface Mount Compatible (SMC)	No
Temperature Range - Operating	-40°C to +130°C
Termination Interface: Style	Through Hole
Wire Size AWG	14, 16, 18, 20, 22
Wire Size mm²	0.50 - 1.50

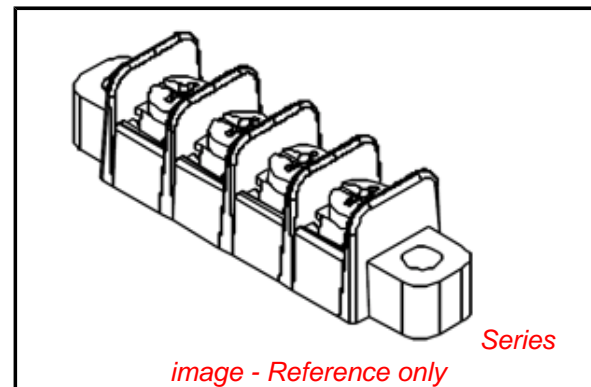
Electrical

Current - Maximum per Contact	15A
Voltage - Maximum	300V

Solder Process Data

Lead-free Process Capability	Wave Capable (TH only)
------------------------------	------------------------

Material Info



EU RoHS

ELV and RoHS Compliant
REACH SVHC
 Not Reviewed
Halogen-Free Status
 Not Reviewed

China RoHS



Need more information on product environmental compliance?

Email productcompliance@molex.com
 For a multiple part number RoHS Certificate of Compliance, [click here](#)

Please visit the [Contact Us](#) section for any non-product compliance questions.

Search Parts in this Series
[38700Series](#)

Mates With
 N/A

Old Part Number

70518

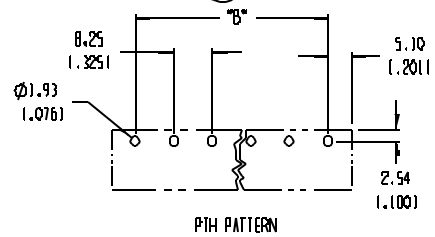
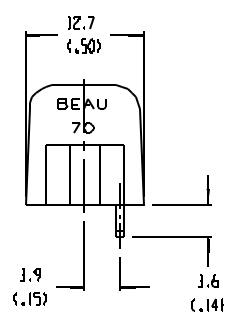
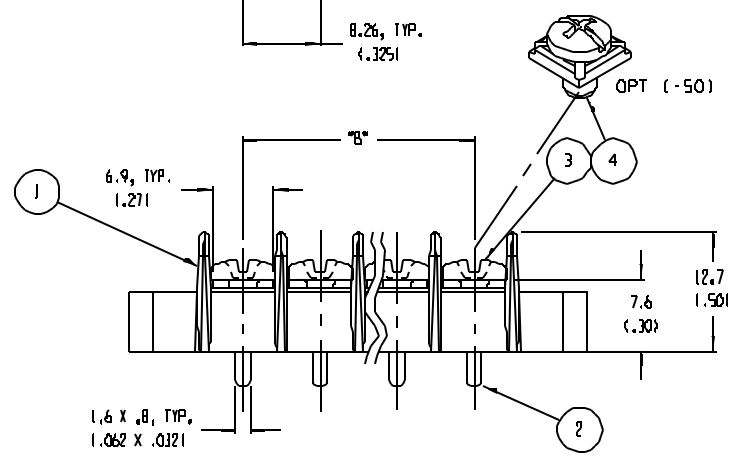
Reference - Drawing Numbers

Sales Drawing

SD-38700-002

This document was generated on 04/22/2010

PLEASE CHECK WWW.MOLEX.COM FOR LATEST PART INFORMATION



- NOTES:
1. MATERIAL: SEE TABLE
 2. FINISHES: SEE TABLE
 3. PRODUCT SPECIFICATION: NOT REQUIRED
 4. PACKAGING: NOT REQUIRED
 5. MATE WITH: NONE
 6. "XX" REFERS TO THE NUMBER OF CIRCUITS

NUMBER OF CIRCUITS "XX"	DIM "A"	DIM "B"	DIM "C"	MATERIAL NUMBER (STD)	MATERIAL NUMBER 1-50 OPT
02	32.7 (1.291)	8.26 (1.325)	24.78 (1.976)	387006102	387007302
03	40.9 (1.611)	16.52 (1.650)	33.04 (1.301)	387006103	387007303
04	49.2 (1.941)	24.78 (1.976)	41.30 (1.626)	387006104	387007304
05	57.4 (2.261)	33.04 (1.301)	49.56 (1.951)	387006105	387007305
06	65.7 (2.591)	41.30 (1.626)	57.82 (2.276)	387006106	387007306
07	74.0 (2.911)	49.56 (1.951)	66.08 (2.602)	387006107	387007307
08	82.2 (3.241)	57.82 (2.276)	74.34 (2.927)	387006108	387007308
09	90.5 (3.561)	66.08 (2.602)	82.60 (3.252)	387006109	387006309
10	98.7 (3.891)	74.34 (2.927)	90.86 (3.577)	387006110	387007310
11	107.0 (4.211)	82.60 (3.252)	99.12 (3.902)	387006111	387007311
12	115.3 (4.541)	90.86 (3.577)	107.38 (4.228)	387006112	387007312
13	123.5 (4.861)	99.12 (3.902)	115.64 (4.553)	387006113	387007313
14	131.8 (5.191)	107.38 (4.228)	123.90 (4.878)	387006114	387007314
15	140.0 (5.511)	115.64 (4.553)	132.16 (5.203)	387006115	387007315
16	148.3 (5.841)	123.90 (4.878)	140.42 (5.528)	387006116	387007316
17	156.6 (6.161)	132.16 (5.203)	148.68 (5.854)	387006117	387007317
18	164.8 (6.491)	140.42 (5.528)	156.94 (6.179)	387006118	387007318
19	173.1 (6.811)	148.68 (5.854)	165.20 (6.504)	387006119	387007319
20	181.3 (7.141)	156.94 (6.179)	173.46 (6.829)	387006120	387007320
21	189.6 (7.461)	165.20 (6.504)	181.72 (7.154)	387006121	387007321
22	197.9 (7.791)	173.46 (6.829)	189.98 (7.480)	387006122	387007322
23	206.1 (8.111)	181.72 (7.154)	198.24 (7.805)	387006123	387007323
24	214.4 (8.441)	189.98 (7.480)	206.50 (8.130)	387006124	387007324
25	222.6 (8.771)	198.24 (7.805)	214.76 (8.455)	387006125	387007325
26	230.9 (9.091)	206.50 (8.130)	223.02 (8.780)	387006126	387007326
27	239.2 (9.421)	214.76 (8.455)	231.28 (9.106)	387006127	387007327
28	247.4 (9.741)	223.02 (8.780)	239.54 (9.431)	387006128	387007328
29	255.7 (10.071)	231.28 (9.106)	247.80 (9.756)	387006129	387007329
30	263.9 (10.391)	239.54 (9.431)	256.06 (10.081)	387006130	387007330

ITEM	QTY.	DESCRIPTION	MATERIAL	FINISH
4	"XX"	SCREW, #6-32, PAN HD, PH-SL, W/SD WASHER	STEEL	ZN, CLEAR CHROMATE
3	"XX"	SCREW, #6-32, PAN HD, PH-SL	STEEL	ZN, CLEAR CHROMATE
2	"XX"	TERMINAL	BRASS	TIN
1	1	BARRIER	THERMOPLASTIC	BLACK

EC NO. ECN 3712
 DRN: CY 05-28-04
 CHK: []
 APPR: []

REV DESCRIPTION

MAJOR []
 CRITICAL []
 SPC []

GENERAL TOLERANCES: UNLESS SPECIFIED

	MM	INCH
4 PLACES	±.0015	±.0015
3 PLACES	±.038	±.005
2 PLACES	±.13	±.01
1 PLACE	±.3	

ANGULAR: ±2°

DRAFT WHERE APPLICABLE MUST REMAIN WITHIN DIMENSIONS

SCALE: 2:1

DESIGN UNITS: MM INCH

THIRD ANGLE PROJECTION

TITLE: SR BT5 ASSY, PC

MOLEX INCORPORATED

THIS DRAWING CONTAINS INFORMATION THAT IS PROPRIETARY TO MOLEX INCORPORATED AND SHOULD NOT BE USED WITHOUT WRITTEN PERMISSION.

PROJECT NO. []

DIMENSIONS: DIM (INCH) DIM (MM) DIM ONLY

SHEET: 1 OF 1

REV: []

REVISION ON CAD ONLY

DRAWING NO. SD-38700-002

SHEET NO. 1 OF 1

SIZE: B