


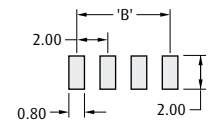
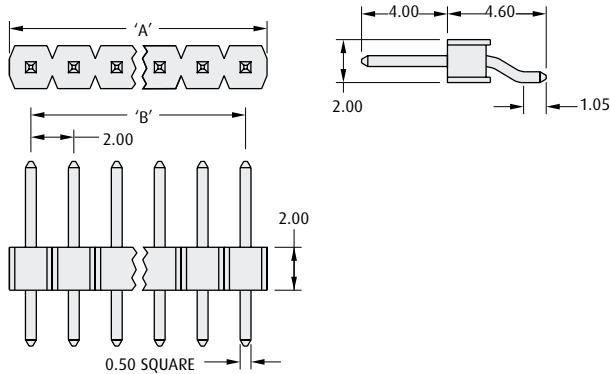
# M22 Connectors

## Horizontal SMT Male Connectors

- ❖ Suitable for use with female connectors shown on pages 87–90.
- ❖ Single row pin headers can be cut into smaller sizes.
- ❖ Locating pegs on double row, to ensure correct positioning onto the board.

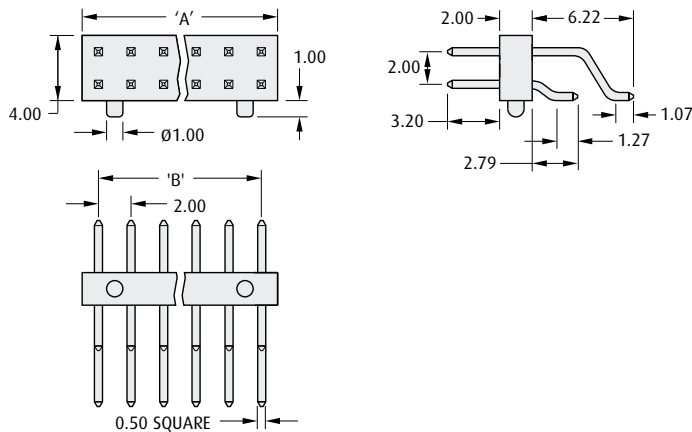


### SINGLE ROW



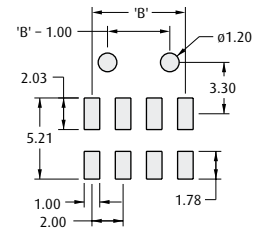
Recommended PC Board Pattern

### DOUBLE ROW



### CALCULATION

<b>A</b>	2.00 x No. of ways per row
<b>B</b>	2.00 x (No. of ways per row - 1)



Recommended PC Board Pattern

### HOW TO ORDER

**M22 - 5 X 3 XX 05**

SERIES CODE

TYPE

<b>3</b>	SIL Male
<b>4</b>	DIL Male

FINISH

**05** Gold

NO. OF WAYS PER ROW

<b>02 to 40</b>	M22-533
<b>03 to 25</b>	M22-543

All dimensions in mm.

[www.harwin.com](http://www.harwin.com)

2mm (.080") PITCH

