



1SS388

SILICON EPITAXIAL SCHOTTKY BARRIER TYPE

FEATURES

- Low forward voltage : $V_F(3)=0.54V(\text{typ.})$
- Low reverse current : $I_R=5\mu A(\text{typ.})$
- In compliance with EU RoHS 2002/95/EC directives

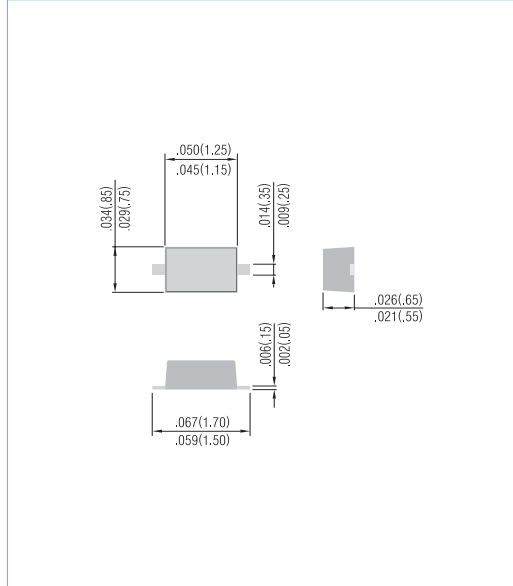
APPLICATIONS

- Case: SOD-523 plastic
- Terminals : Solderable per MIL-STD-750, Method 2026
- Approx Weight: 0.0014 grams
- Marking : 38
- Polarity : Color band cathode



SOD-523

Unit: inch (mm)



MAXIMUM RATINGS (T_A=25°C)

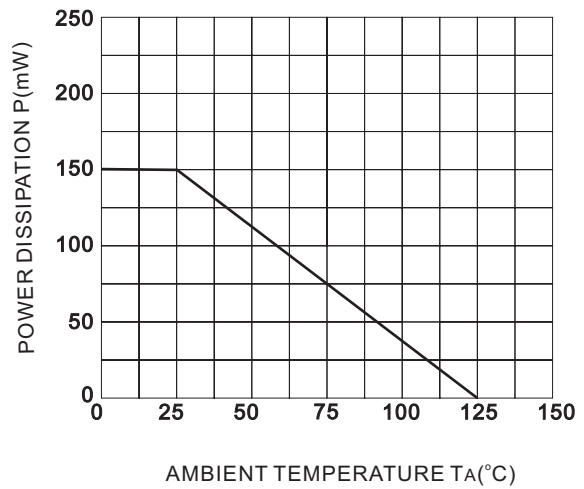
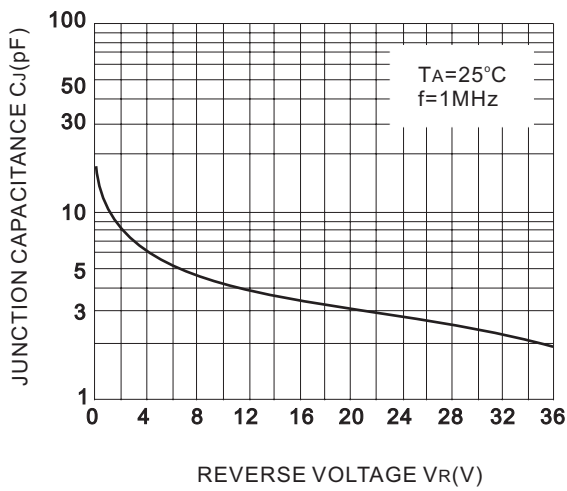
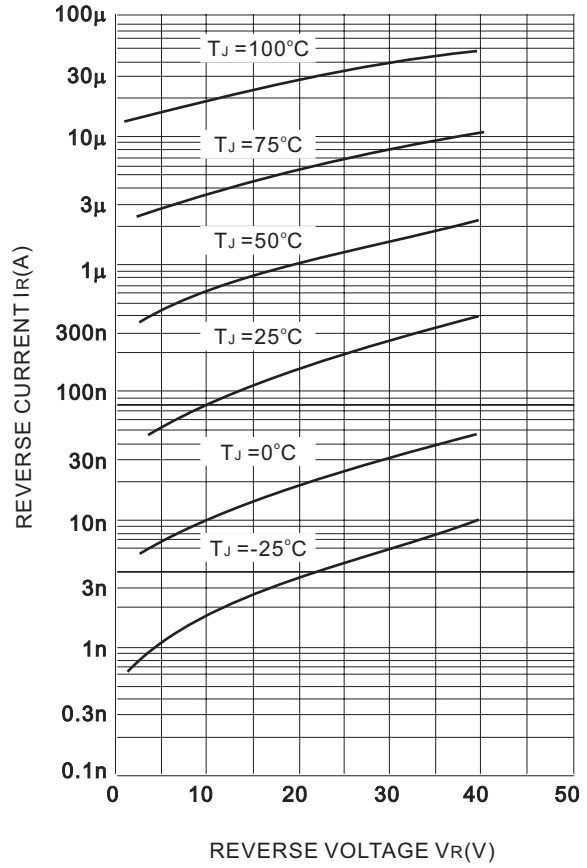
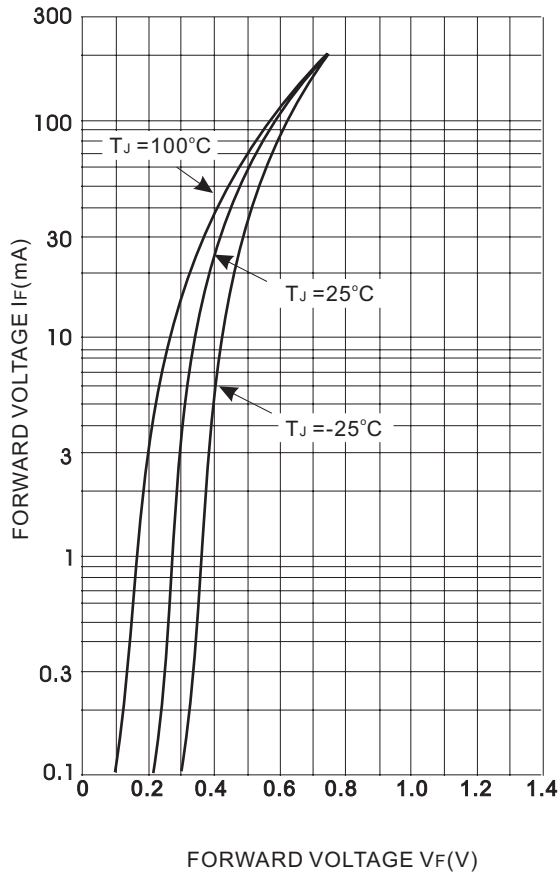
Characteristic	Symbol	Rating	Unit
Maximum (peak) reverse voltage	V _{RM}	45	V
Reverse voltage	V _R	40	V
Maximum (peak) forward current	I _{FM}	300	mA
Average forward current	I _o	100	mA
Surge current (10ms)	I _{FSM}	1	A
Power dissipation	P*	150	mW
Operating Junction and Storage Temperature Range	T _J , T _{STG}	-55 to +125	°C

ELECTRICAL CHARACTERISTICS (T_A=25°C)

Characteristic	Symbol	Test Condition	Min.	Typ.	Max.	Unit
Forward Voltage	V _{F(1)}	I _F =1mA	-	0.28	-	V
	V _{F(2)}	I _F =10mA	-	0.36	-	
	V _{F(3)}	I _F =50mA	-	0.54	0.60	
Reverse Current	I _R	V _R =10V	-	-	5	μA
Junction Capacitance	C _J	V _R =0, f=1MHz	-	18	25	pF



1SS388



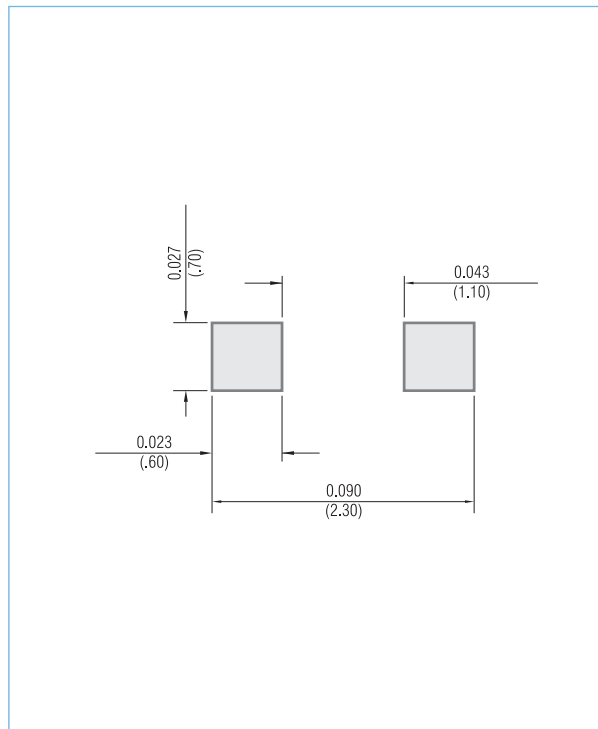


1SS388

MOUNTING PAD LAYOUT

SOD-523

Unit: inch (mm)



ORDER INFORMATION

- Packing information
 - T/R - 12K per 13" plastic Reel
 - T/R - 5K per 7" plastic Reel

LEGAL STATEMENT

Copyright PanJit International, Inc 2009

The information presented in this document is believed to be accurate and reliable. The specifications and information herein are subject to change without notice. Pan Jit makes no warranty, representation or guarantee regarding the suitability of its products for any particular purpose. Pan Jit products are not authorized for use in life support devices or systems. Pan Jit does not convey any license under its patent rights or rights of others.