

INTEGRATED CONNECTOR MODULES

0826-1X4T-43-F Gigabit Ethernet MagJack® 1 x 4 with LEDs



LED 1 POLARITY			LED 2 POLARITY		
PIN 13	PIN 14	COLOR	PIN 15	PIN 16	COLOR
-	+	YELLOW	-	+	GREEN
			+	-	ORANGE

ELECTRICAL CHARACTERISTICS @ 25°C

URNS RATIO

TP1	1CT : 1CT ±2%
TP2	1CT : 1CT ±2%
TP3	1CT : 1CT ±2%
TP4	1CT : 1CT ±2%

OCL @ 100kHz/100mVRMS

8mA DC BIAS (0°C - 70°C) 350µH MIN.

INS. LOSS

0.1MHz TO 1MHz	-1.1 dB MAX
1MHz TO 65MHz	-0.5 dB MAX
65MHz TO 100MHz	-0.8 dB MAX
100MHz TO 125MHz	-1.2 dB MAX

RET. LOSS (MIN) @ 100OHMS ±15%

0.5MHz-40MHz	-18 dB
40MHz-100MHz	-12+20LOG(f/80MHz) dB

CM TO CM REJ

100kHz - 100MHz	-30 dB MIN
-----------------	------------

CM TO DM REJ

100kHz - 100MHz	-35 dB MIN
-----------------	------------

HIPOT (Isolation Voltage): 1500 Vrms or 2250 VDC

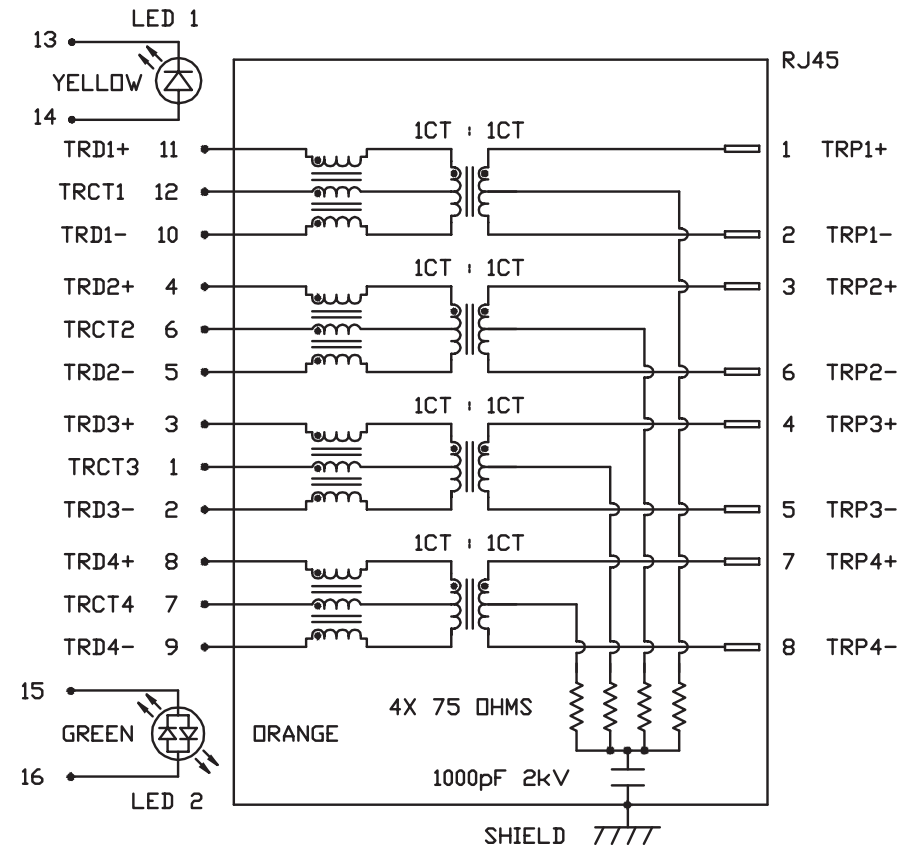
100% OF PRODUCT TESTED IN PRODUCTION TO COMPLY WITH IEEE 802.3 REQUIREMENTS

LED 1

V _F (FORWARD VOLTAGE)	IF=20mA	YELLOW	2.1V TYP.
λ _D (DOMINANT WAVELENGTH)	IF=20mA	YELLOW	590nm TYP.

LED 2

V _F (FORWARD VOLTAGE)	IF=20mA	GREEN	2.2V TYP.
		ORANGE	2.0V TYP.
λ _D (DOMINANT WAVELENGTH)	IF=20mA	GREEN	565nm TYP.
		ORANGE	610nm TYP.



INTEGRATED CONNECTOR MODULES

0826-1X4T-43-F Gigabit Ethernet MagJack® 1 x 4 with LEDs

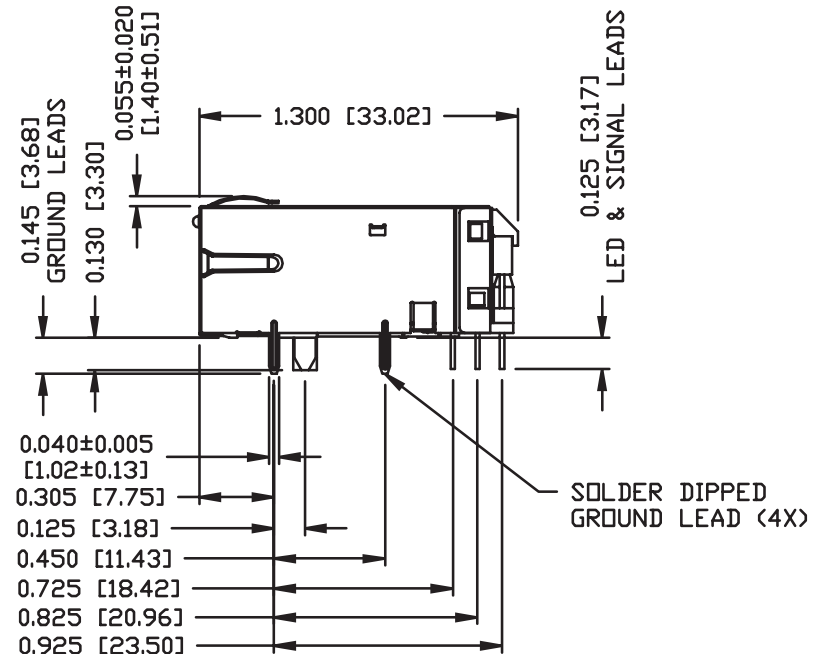
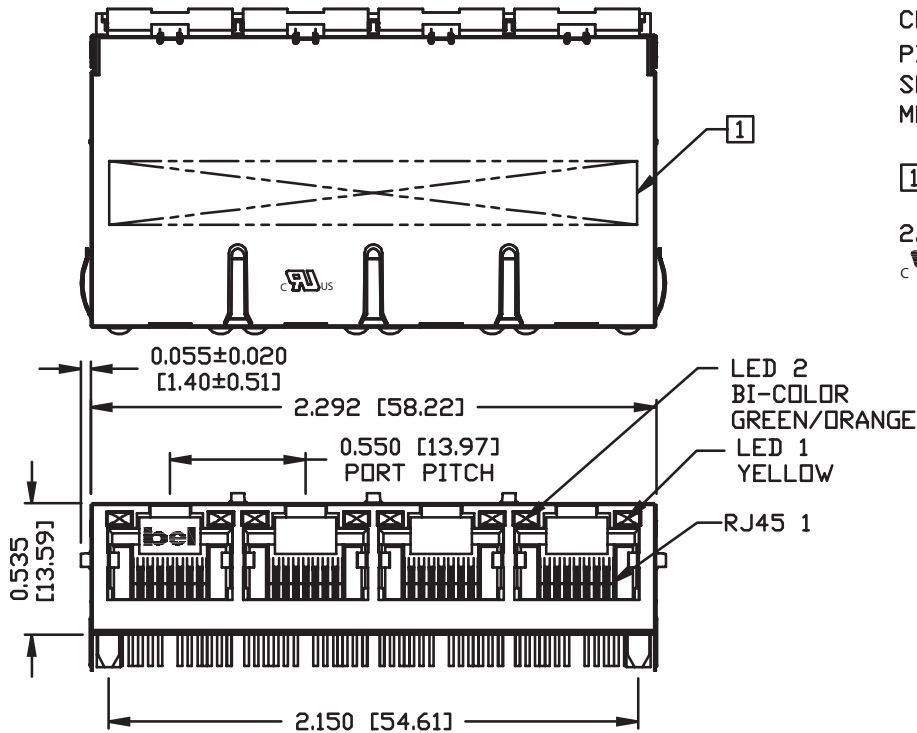


NOTES:

- PLASTIC HOUSING: THERMOPLASTIC PBT
FLAMMABILITY RATING UL 94V-0
- CONTACTS PLATING: 50 MICRO-INCH HARD GOLD PLATING
- PINS: TIN-COATED COPPER WIRE, DIA 0.018 INCH.
- SOLDERABILITY: PER MIL STD. 202, METHOD 208.
- METAL SHIELD: NICKEL PLATED ON COPPER ALLOY.
(ALL GROUND LEADS ARE SOLDER DIPPED)

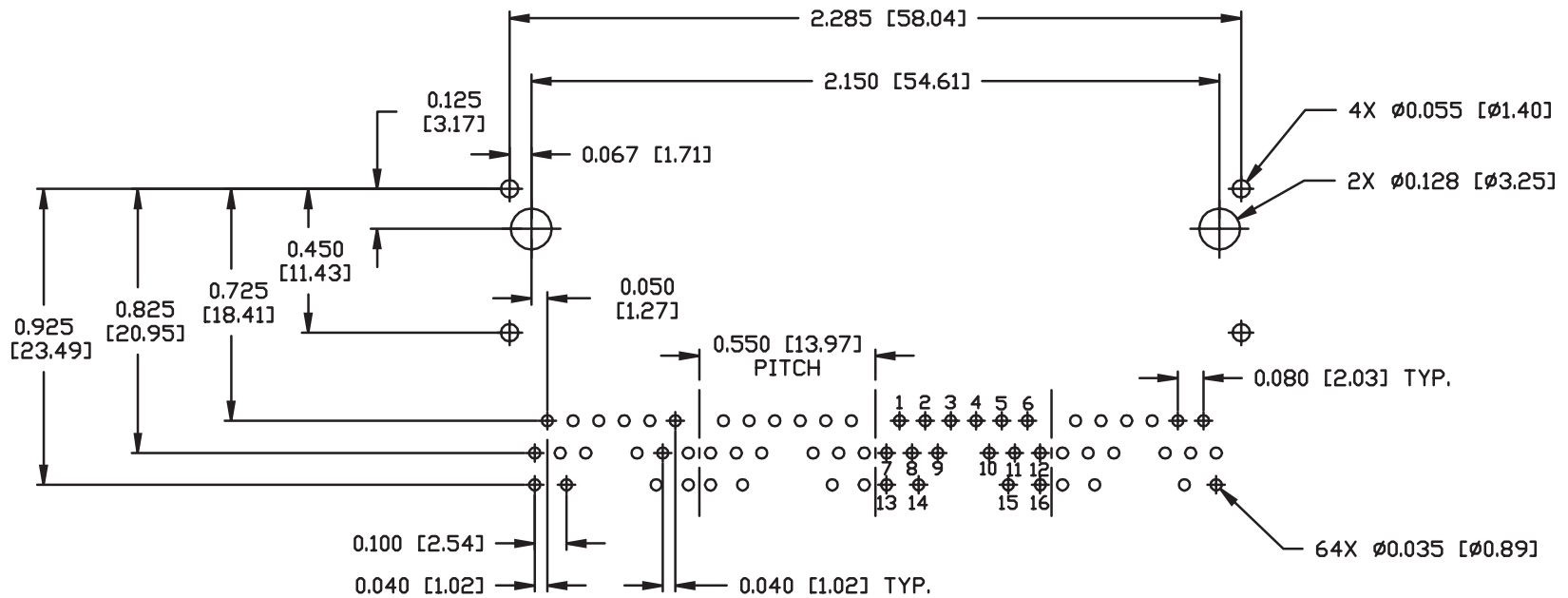
1 MARK PART WITH MFG LOGO, NAME, PART NUMBER AND DATE CODE.

2. RoHS COMPLIANCE, PER EU DIRECTIVE 2002/95/EC.
 US UL RECOGNIZED - FILE #E196366 AND E169987.



INTEGRATED CONNECTOR MODULES

0826-1X4T-43-F Gigabit Ethernet MagJack® 1 x 4 with LEDs



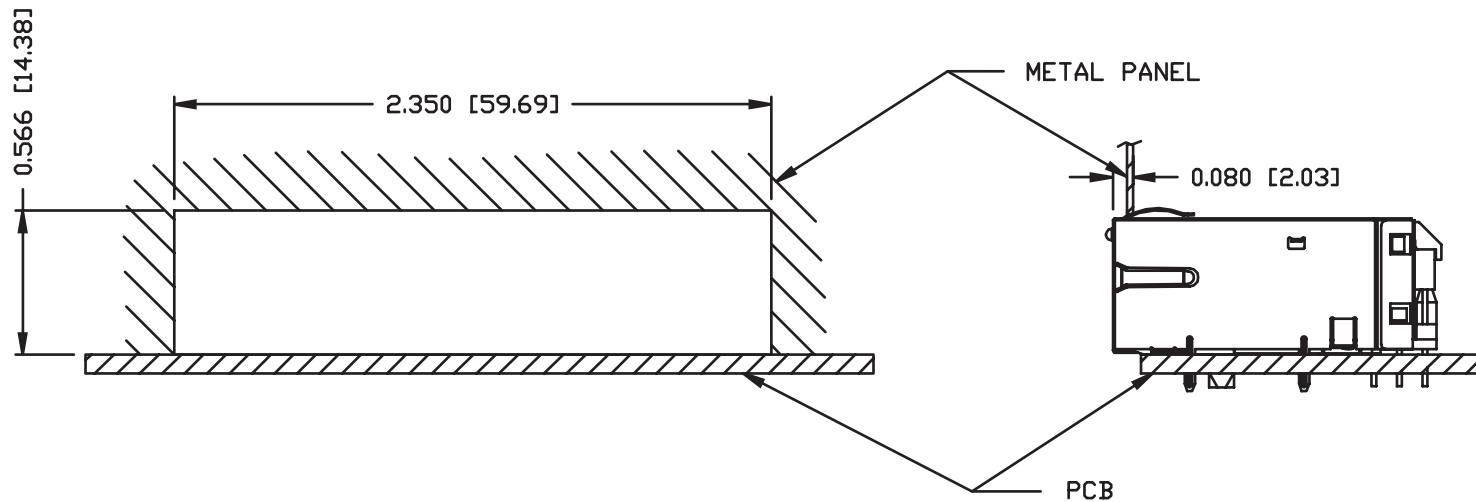
RECOMMENDED PCB FOOTPRINT
COMPONENT SIDE VIEW

INTEGRATED CONNECTOR MODULES

0826-1X4T-43-F Gigabit Ethernet MagJack® 1 x 4 with LEDs



SUGGESTED PANEL OPENING



NOTE:
THE DISTANCE OF PANEL INSIDE SURFACE RELATIVE TO FRONT SURFACE OF PART IS ONLY A SUGGESTION.
IN CASE THIS DISTANCE IS DIFFERENT, THE REQUIRED PANEL OPENING DIMENSIONS CHANGE ACCORDINGLY.