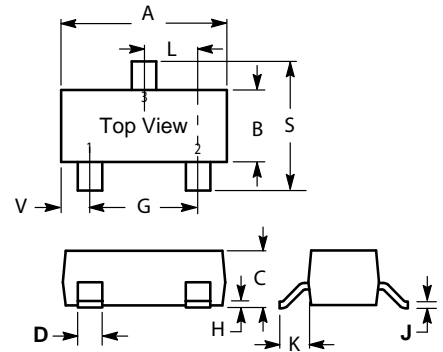
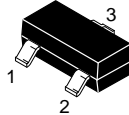
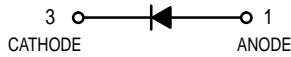


RoHS Compliant Product

**FEATURES**

- Fast Switching Speed
- Surface Mount Package Ideally Suited for Automatic Insertion
- For General Purpose Switching Applications
- High Conductance

A suffix of "-C" specifies halogen & lead-free



**MAXIMUM RATINGS**

Parameter	Symbol	Value	Unit
Continuous Reverse Voltage	$V_R$	200	Vdc
Average Rectified Output Current	$I_o$	200	mA
Power Dissipation	$P_D$	200	mW
Thermal Resistance, Junction to Ambient	$R_{\theta JA}$	625	$^{\circ}C/W$
Junction and Storage Temperature	$T_J, T_{stg}$	$\pm 55$ to $+150$	$^{\circ}C$

SOT-323(SC-70)		
Dim	Min	Max
A	1.800	2.200
B	1.150	1.350
C	0.800	1.000
D	0.300	0.400
G	1.200	1.400
H	0.000	0.100
J	0.100	0.250
K	0.350	0.500
L	0.590	0.720
S	2.000	2.400
V	0.280	0.420
All Dimension in mm		

**DEVICE MARKING**

BAS21W = KT3

**ELECTRICAL CHARACTERISTICS** ( $T_A = 25^{\circ}C$  unless otherwise noted)

Characteristic	Symbol	Min	Max	Unit
Reverse Voltage Leakage Current ( $V_R = 200$ V)	$I_R$		0.1	$\mu A_{dc}$
Reverse Breakdown Voltage ( $I_R = 100 \mu A_{dc}$ )	$V_{(BR)}$	200		Vdc
Forward Voltage ( $I_F = 100$ mA) ( $I_F = 200$ mA)	$V_F$		1 1.25	V
Diode Capacitance ( $V_R = 0, f = 1.0$ MHz)	$C_D$		5	pF
Reverse Recovery Time ( $I_F = I_R = 30$ mA, $I_{rr} = 0.1 \times I_R$ )	$t_{rr}$		50	ns

**TYPICAL CHARACTERISTICS**

