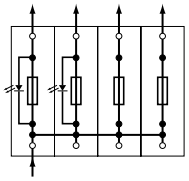


Circuit Protection Terminals


Warning:

- Install AP partition after last fuse terminal.
- Disconnect power before replacing the fuse.



Fuse terminals are available with LED blown fuse indicators, which speed identification of fuse failures and reduce costly down time. The maximum operating voltage for the indicator fuse blocks is determined by the LED's rating. A 2 mA residual current passes through the LED when the fuse is blown, unless otherwise indicated.


ASK 1



Single Level
5 x 20 mm Fuse

ASK 1 LD


with blown fuse indicator and circuit disconnect



Note: In the event of a faulty fuse, the connected circuit has a max. leakage current of .55 mA. With lever open, load is disconnected completely.

Single Level
5 x 20 mm Fuse

SAKS 1



Single Level
5 x 20 mm Fuse

Terminal Block Selection Data

Available Options	Version	ASK 1	ASK 1 LD	SAKS 1
	Krg	☐ + ☐	☐ + ☐	☐ ☐
	Beige PA	0474560000		0501600000
	KrG			0191220000 0501620000
	24 VDC			
	24 VDC Hinge -		0222760000	
	24 VDC Hinge +		9123140000	
	24 VAC/DC		0222860000	
	48 VDC Hinge -		0225260000	
	48 VAC/DC		0225360000	
	110 VDC Hinge -		0225460000	
	120 VAC/DC		0225560000	
	220 VDC Hinge -		0225660000	
	220 VAC/DC		0225760000	

Dimensions

Width / Length / Height mm (in.)	for TS 32 ☐	8/58/45.5 (.31/2.28/1.79)	8/58/45.5 (.31/2.28/1.79)	13/54/61 (.51/2.13/2.4)
	for TS 35 ☐	8/58/44 (.31/2.28/1.73)	8/58/44 (.31/2.28/1.73)	13/54/54 (.51/2.13/2.13)
Insulation stripping length	mm (in.)	9 (.35)	9 (.35)	12 (.47)

Technical Data

Rated voltage / rated current / wire size	UL	300 V / 10 A / #22...12 AWG	300 V / 10 A / #22...12 AWG	600 V / 6 A / #22...10 AWG
	CSA	300 V / 6.3 A / #26...12 AWG	300 V / 10 A / #22...12 AWG	600 V / 10 A / #26...10 AWG
	VDE	500 V / 6.3 A / 4 mm ²		500 V / 10 A / 10 mm ²
Torque	Nm (lb. in.)	0.9 (8.0)	0.9 (8.0)	1.2 (26)
Clamping screw	M	3	3	4

Selected Accessory Data[‡]

End Plate (thickness mm)	Type	Part No.	Type	Part No.	Type	Part No.	
	PA	AP (1.5)	0380360000	AP (1.5)	0380360000		
	KrG				AP (2.5)	0191320000	
Partition (thickness mm)					TW (2.0) ☐	0607000000	
G Fuse Cartridges, 5 x 20 mm							
	0.10 rapid-blow		0430300000	0430300000		0430300000	
	0.20 rapid-blow		0430400000	0430400000		0430400000	
	0.25 rapid-blow		0430500000	0430500000		0430500000	
	0.50 rapid-blow		0430600000	0430600000		0430600000	
	1.0 rapid blow		0430700000	0430700000		0430700000	
	1.6 rapid-blow		0430800000	0430800000		0430800000	
	2.0 rapid-blow		0430900000	0430900000		0430900000	
	2.5 rapid-blow		0431000000	0431000000		0431000000	
	3.15 rapid-blow		0431100000	0431100000		0431100000	
	4.0 rapid-blow		0431200000	0431200000		0431200000	
	5.0 rapid-blow		0431300000	0431300000		0431300000	
	6.3 rapid-blow		0431400000	0431400000		0431400000	
	Solid brass slug		0446100000			0446100000	
	Hollow brass slug		2012750000			2012750000	
Fuse Cap / Disconnect Lever (spare)							
	Fuse cap				SK (5 x 20)	0282100000	
	Spare lever	TH	0377060000	TH	0377060000		
	Spare red lever	SIHA	1593020000				
Marking Tags	Print						
	Note: Part numbers are shown for a single card of pre-printed tags numbered 1-50.						
	Consecutive horizontal	DEK 5/8	1653340001	DEK 5/8	1653340001	DEK 5/5	0473460001
	Consecutive vertical	DEK 5/8	1653350001	DEK 5/8	1653350001	DEK 5/5	0473560001