



# TAI-SAW TECHNOLOGY CO., LTD.

No. 3, Industrial 2nd Rd., Ping-Chen Industrial District,  
Taoyuan, 324, Taiwan, R.O.C.

TEL: 886-3-4690038 FAX: 886-3-4697532

E-mail: [tstsales@mail.taisaw.com](mailto:tstsales@mail.taisaw.com) Web: [www.taisaw.com](http://www.taisaw.com)

## Approval Sheet For Product Specification

Issued Date: February, 16, 2007

Product Name: SAW Filter 1965 MHz SMD 3.0X3.0 mm

TST Parts No.:TA0630A

Customer Parts No.:\_\_\_\_\_

Company:_____
Division:_____
Approved by : _____
Date:_____

Checked by:\_\_\_\_\_ Paul Ni

Approval by:\_\_\_\_\_ Francis Chen

Date:\_\_\_\_\_ 02, 16, 2007



# TAI-SAW TECHNOLOGY CO., LTD.

No. 3, Industrial 2nd Rd., Ping-Chen Industrial District,  
Taoyuan, 324, Taiwan, R.O.C.

TEL: 886-3-4690038 FAX: 886-3-4697532

E-mail: [tstsales@mail.taisaw.com](mailto:tstsales@mail.taisaw.com) Web: [www.taisaw.com](http://www.taisaw.com)

## SAW Filter 1965 MHz

MODEL NO.: TA0630A

REV. NO : 1.0

### A. MAXIMUM RATING:

1. Input Power Level: 10 dB<sub>m</sub>
2. DC voltage: 3 V
3. Operating Temperature: -30°C to +85°C
4. Storage Temperature: -40°C to +85°C

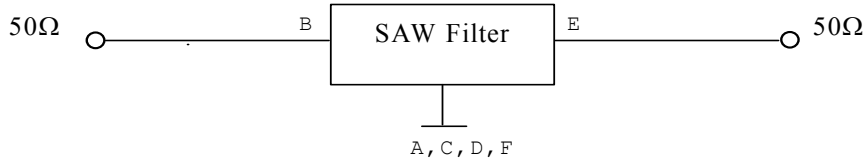
RoHS Compliant  
Lead free  
Lead-free soldering

### B. ELECTRICAL CHARACTERISTICS:

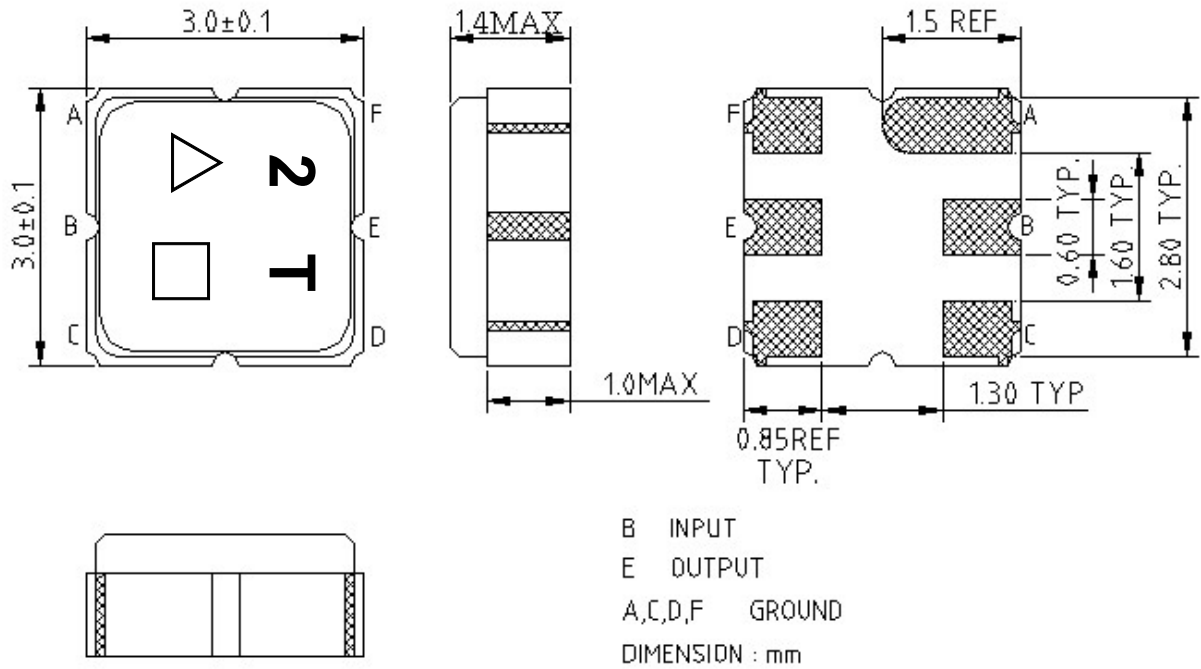
Item	Min.	Typ.	Max.
Center frequency <b>F<sub>c</sub></b> (dB)	-	1965	-
Insertion loss within 1930 ~2000 MHz <b>IL</b> (dB)	-	2.4	3.8
Amplitude ripple (p-p) within 1930 ~ 2000 MHz (dB)	-	1.3	2.5
<b>Attenuation</b> (Reference level from 0 dB)			
D.C. ~ 1622.5 MHz (dB)	14.0	24.5	-
1622.5 ~ 1832.5 MHz (dB)	15.0	26.0	-
1832.5 ~ 1907.5 MHz (dB)	10.0	18.5	-
2042.5 ~ 3242.5 MHz (dB)	17.0	29.0	-
3242.5 ~ 4000 MHz (dB)	14.0	30.0	-
VSWR within 1930 ~2000 MHz	-	1.9	2.6
Source impedance <b>Z<sub>s</sub></b> (Ω)	-	50	-
Load impedance <b>Z<sub>L</sub></b> (Ω)	-	50	-

### C. MEASUREMENT CIRCUIT:

HP Network analyzer



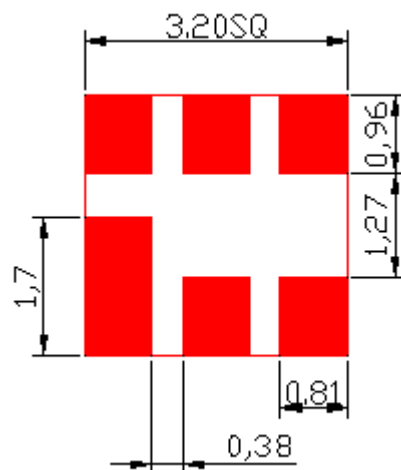
**D.OUTLINE DRAWING:**



△ : Year Code(2007→7,···2009→9)

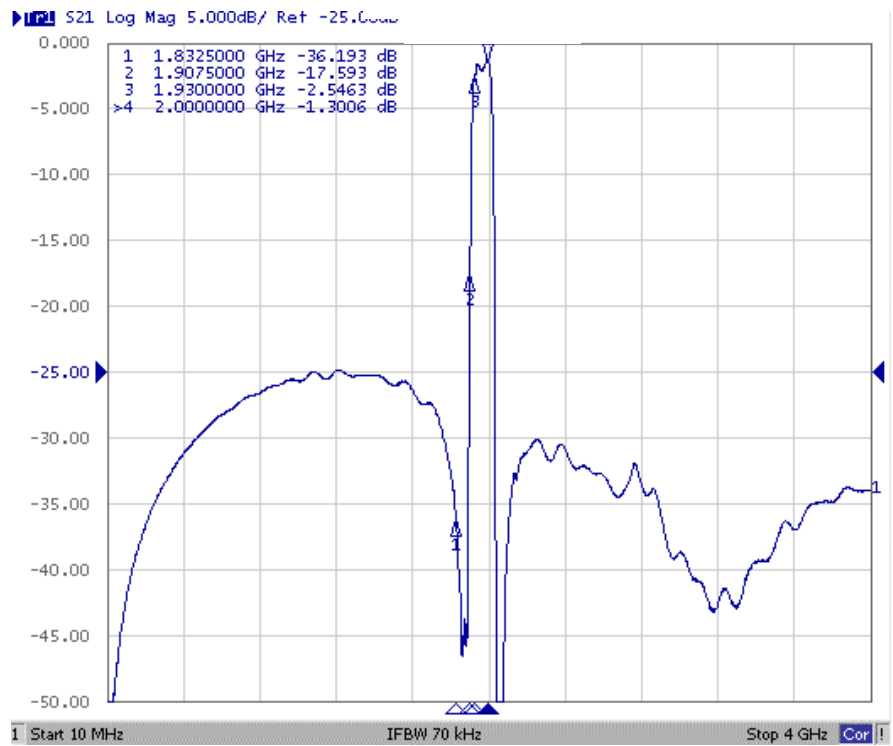
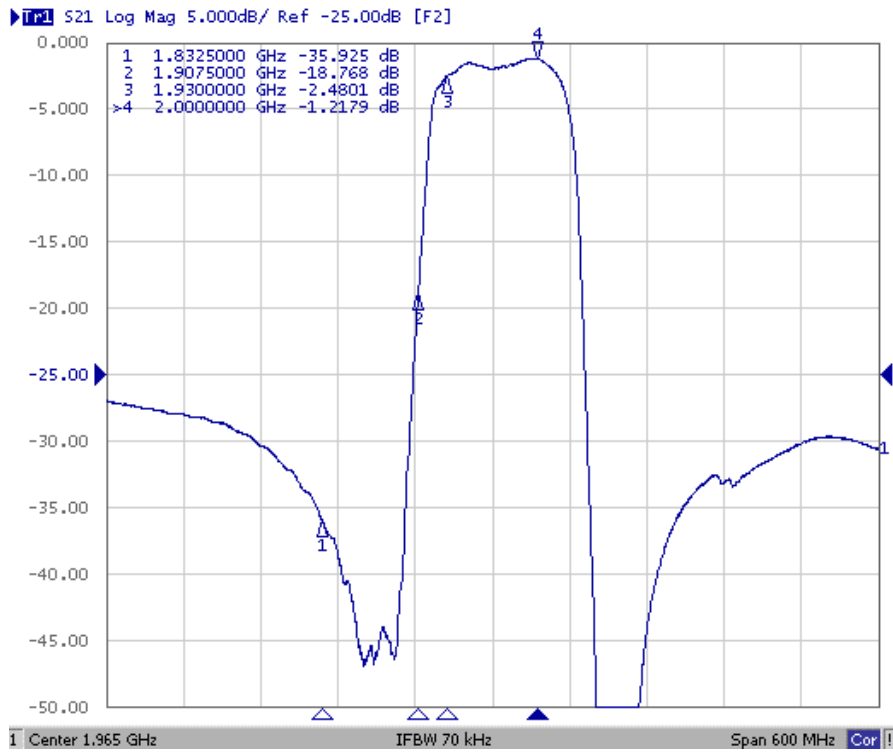
□ : Date Code(Follow the table from planner each year)

**E. PCB Footprint :**



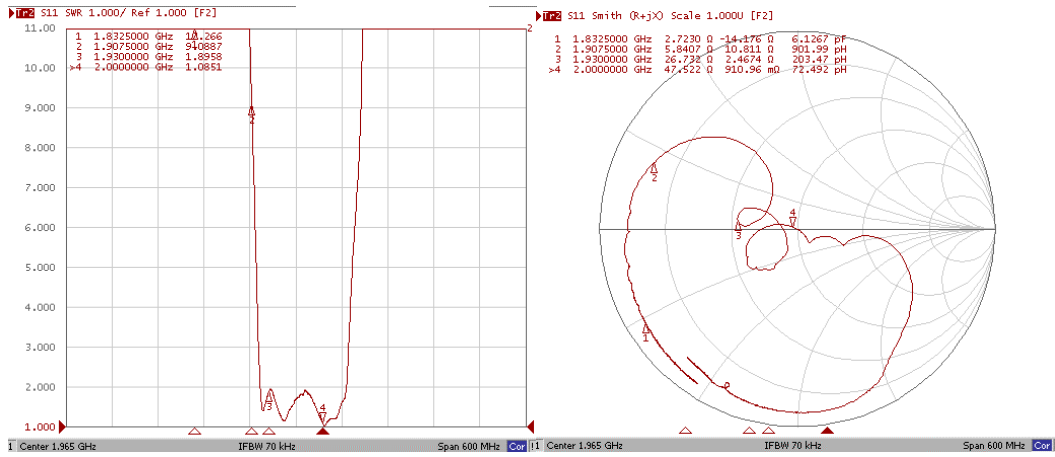
## F. Frequency Characteristics :

### Transfer function

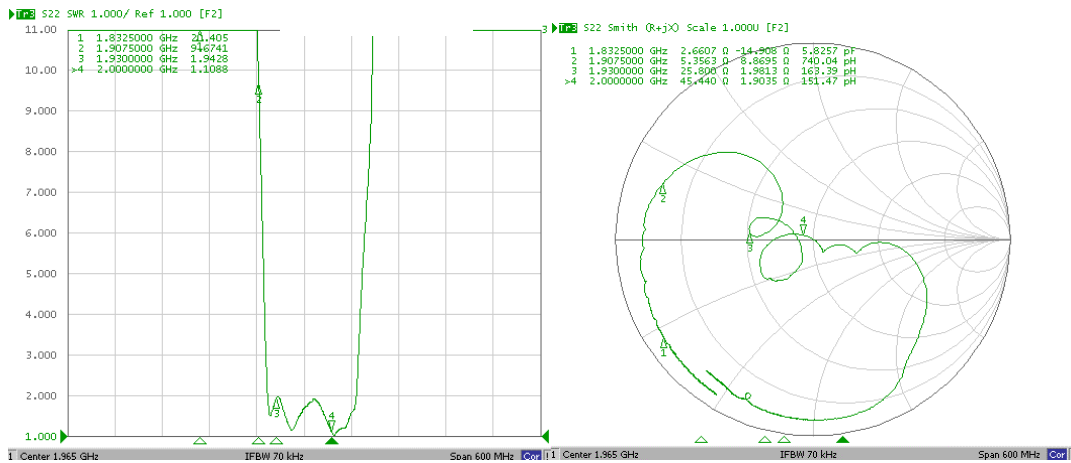


## Reflections Functions :

### S11 VSWR

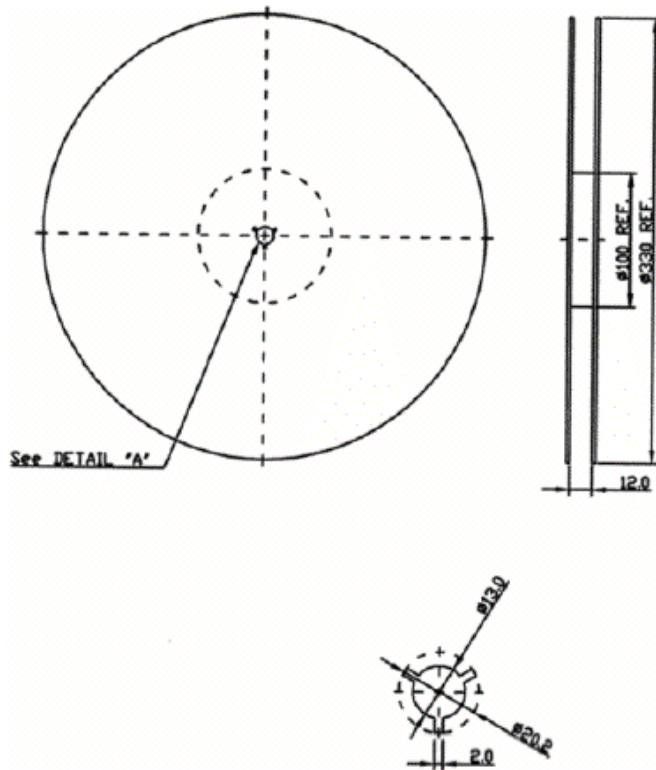


### S22 VSWR

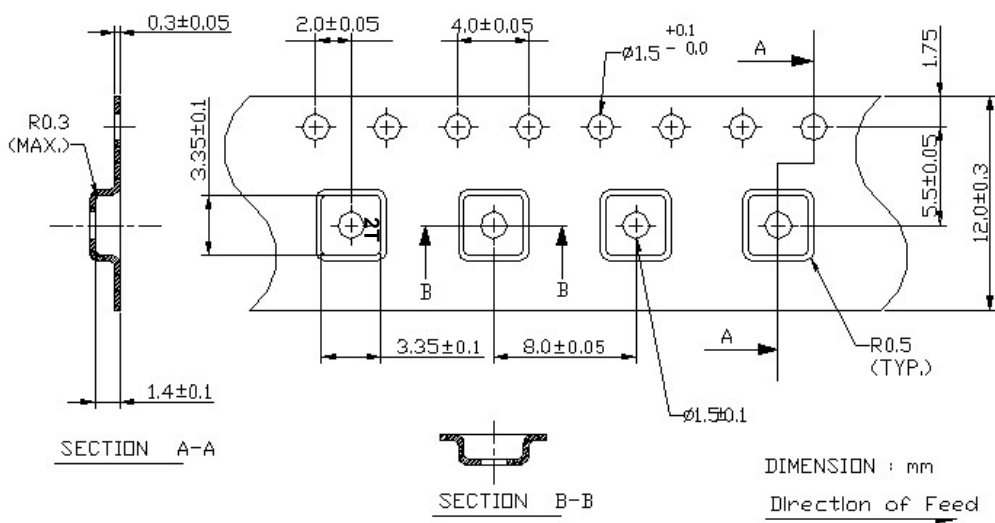


**G. PACKING:**

**1. REEL DIMENSION**



**2. TAPE DIMENSION**



**H. RECOMMENDED REFLOW PROFILE:**

