



Micro Commercial Components

Micro Commercial Components
 20736 Marilla Street Chatsworth
 CA 91311
 Phone: (818) 701-4933
 Fax: (818) 701-4939

PF501 thru PF505

50Amp Standard Recovery Rectifier 50 to 600 Volts

Features

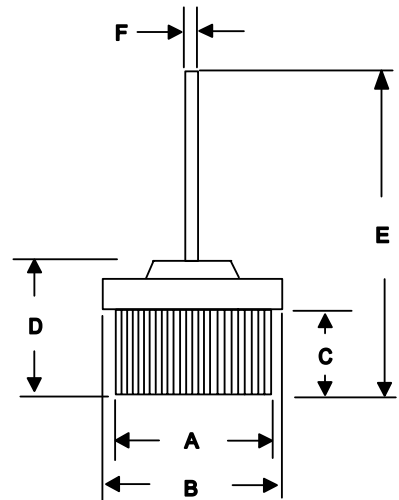
- Low Cost
- Low Leakage
- Low Forward Voltage Drop
- High Current Capability
- For Automotive Applications

Maximum Ratings

- Operating Temperature: -55°C to +150°C
- Storage Temperature: -55°C to +150°C
- Standard polarity : Case is Cathode ; Lead is Anode
 Note for positive terminal part number is as shown PF501
 For negative terminal add an "N" to the suffix of the part number . i.e. PF501N

MCC Catalog Number	Device Marking	Maximum Recurrent Peak Reverse Voltage	Maximum RMS Voltage	Maximum DC Blocking Voltage
PF501	---	50V	35V	50V
PF502	---	100V	70V	100V
PF503	---	200V	140V	200V
PF504	---	400V	280V	400V
PF505	---	600V	420V	600V

PRESSFIT



Electrical Characteristics @ 25°C Unless Otherwise Specified

Average Forward Current	$I_{F(AV)}$	50A	$T_A = 125^\circ\text{C}$
Peak Forward Surge Current	I_{FSM}	650A	8.3ms, half sine
Maximum Instantaneous Forward Voltage	V_F	1.0V	$I_{FM} = 50\text{A}; T_J = 25^\circ\text{C}^*$
Maximum DC Reverse Current At Rated DC Blocking Voltage	I_R	5 μA 500 μA	$T_J = 25^\circ\text{C}$ $T_J = 100^\circ\text{C}$
Typical Junction Capacitance	C_J	150pF	Measured at 1.0MHz, $V_R=4.0\text{V}$

*Pulse test: Pulse width 300 μsec , Duty cycle 2%

DIM	DIMENSIONS				NOTE
	INCHES		MM		
A	0.501	0.505	12.73	12.82	
B	0.621	0.629	15.77	15.97	
C	0.224	0.232	5.70	5.90	
D	0.378	0.390	9.60	9.90	
E	1.102	-----	28.00	-----	
F	0.048	0.052	1.22	1.32	

PF501 thru PF505

Figure 1
 Typical Forward Characteristics

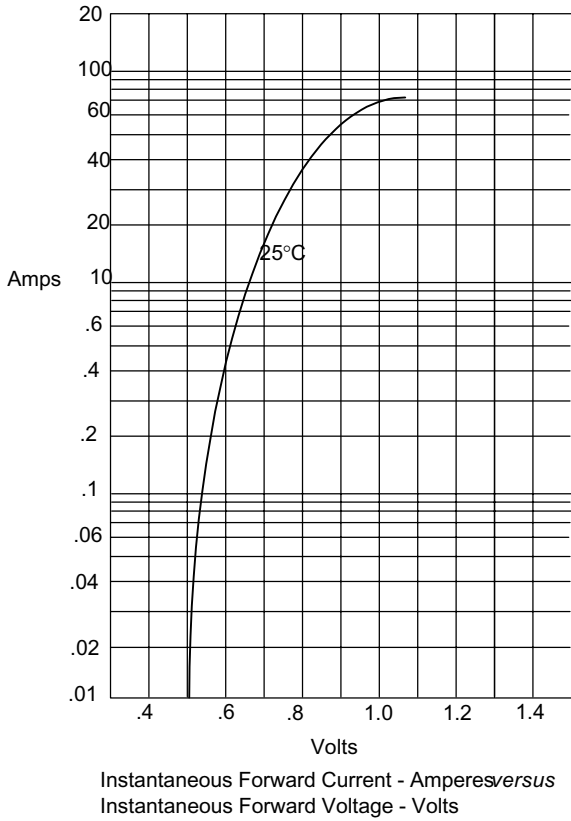


Figure 2
 Forward Derating Curve

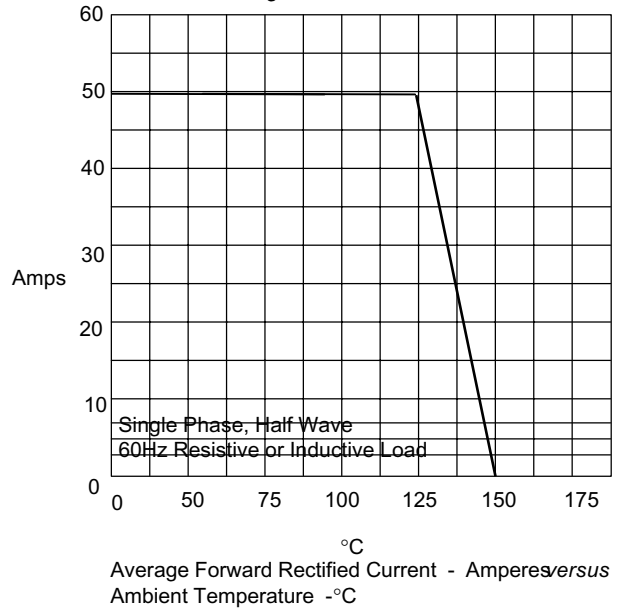


Figure 4
 Peak Forward Surge Current

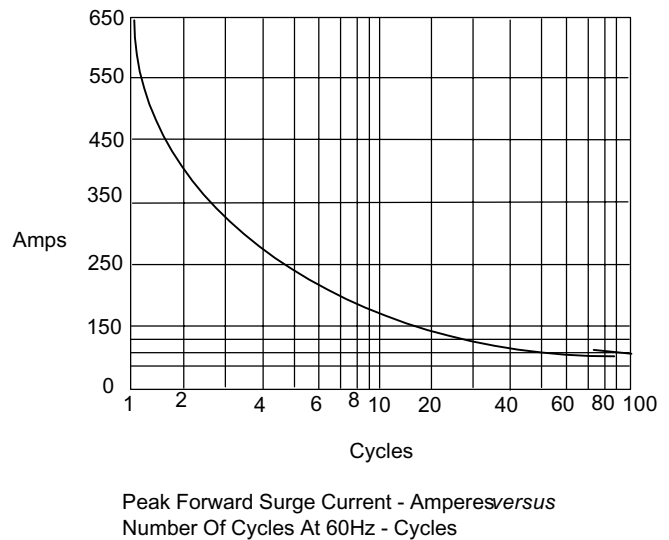
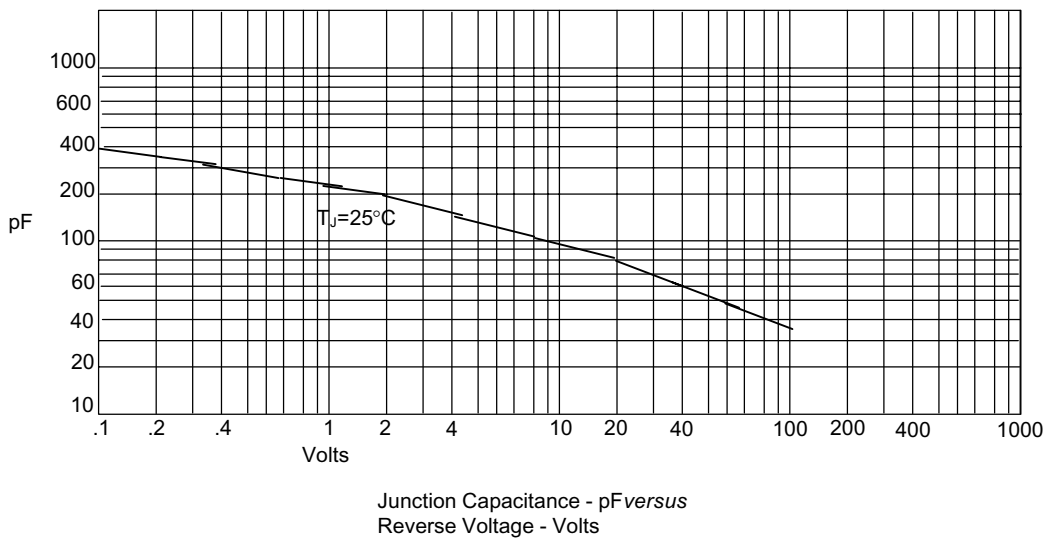


Figure 3
 Junction Capacitance





TM

Micro Commercial Components

*****IMPORTANT NOTICE*****

Micro Commercial Components Corp. reserves the right to make changes without further notice to any product herein to make corrections, modifications, enhancements, improvements, or other changes. *Micro Commercial Components Corp.* does not assume any liability arising out of the application or use of any product described herein; neither does it convey any license under its patent rights, nor the rights of others. The user of products in such applications shall assume all risks of such use and will agree to hold *Micro Commercial Components Corp.* and all the companies whose products are represented on our website, harmless against all damages.

*****APPLICATIONS DISCLAIMER*****

Products offer by *Micro Commercial Components Corp.* are not intended for use in Medical, Aerospace or Military Applications.