



SERIES: ETSA 60W

DESCRIPTION: SWITCHING POWER SUPPLY

**FEATURES**

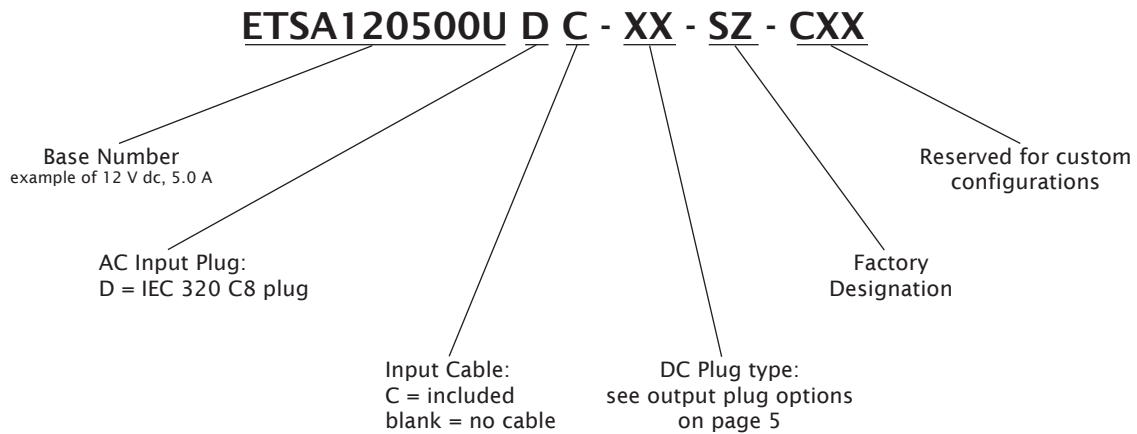
- universal AC input
- regulated output voltage
- short circuit protection
- meets EISA / efficiency level V regulations
- custom designs available



MODEL	output voltage		output current		output wattage	ripple*	efficiency level	cord length (mm)
	nominal (V dc)		min (A)	max (A)	max (W)	max. (mVp-p)		
ETSA120500UDC	12		0	5.0	60	150	V	1,000 ±100
ETSA190342UDC	19		0	3.42	60	190	V	1,830 ±150
ETSA240270UDC	24		0	2.70	60	240	V	1,830 ±150
ETSA480125UDC	48		0	1.25	60	190	V	1,830 +150/-0

\*at full load, 100 ~ 240 V ac input, measured at 20MHz bandwidth with a 10 uF electrolytic cap and a 0.1 uF ceramic cap on the output

**PART NUMBER KEY**





**SERIES: ETSA 60W**

**DESCRIPTION: SWITCHING POWER SUPPLY**

## INPUT

parameter	conditions/description	min	nom	max	units
rated input voltage		100		240	V ac
input voltage range		90		264	V ac
rated frequency		50		60	Hz
frequency range		47		63	Hz
rated input current	12 V model all other models			1.4 1.5	A A
no load power consumption	12 V model all other models			0.5 0.3	W W

## OUTPUT

parameter	conditions/description	min	nom	max	units
line regulation			±1		%
load regulation			±5		%
over voltage protection	24 V model 19, 48 V models			36 32	V dc V dc
short circuit protection	output shut down and auto-restart				

## SAFETY & EMI

parameter	conditions/description	min	nom	max	units
HI-POT	input to output at 10 mA for 1 minute			3,000 4,242	V ac V dc
insulation resistance	input to output at 500 V dc	100			MΩ
safety approvals	UL/cUL, GS				
EMI standard	FCC class B, CE, VCCI				
leakage current				0.25	mA
RoHS compliant	yes				

## ENVIRONMENTAL

parameter	conditions/description	min	nom	max	units
operating temperature		0		40	°C
operating humidity		20		80	%
storage temperature		-10		70	°C
storage humidity		10		90	%


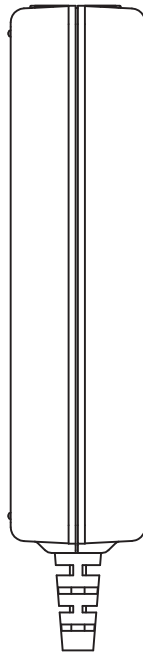
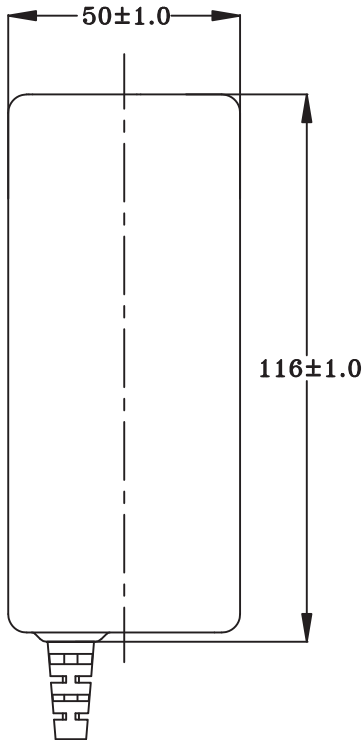
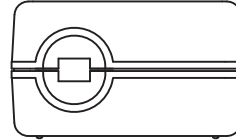
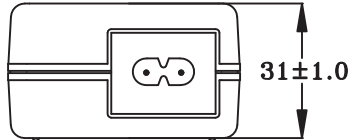


SERIES: ETSA 60W

DESCRIPTION: SWITCHING POWER SUPPLY

**MECHANICAL DRAWING**

case size 116 L x 50 W x 31 H mm  
tolerance:  $\pm 1$  mm

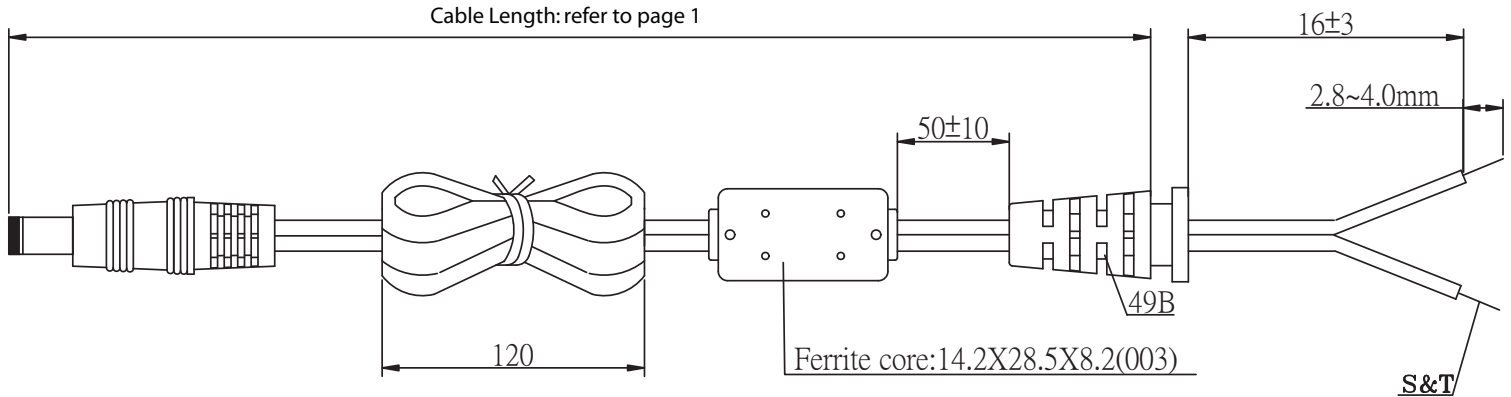




SERIES: E TSA 60W

DESCRIPTION: SWITCHING POWER SUPPLY

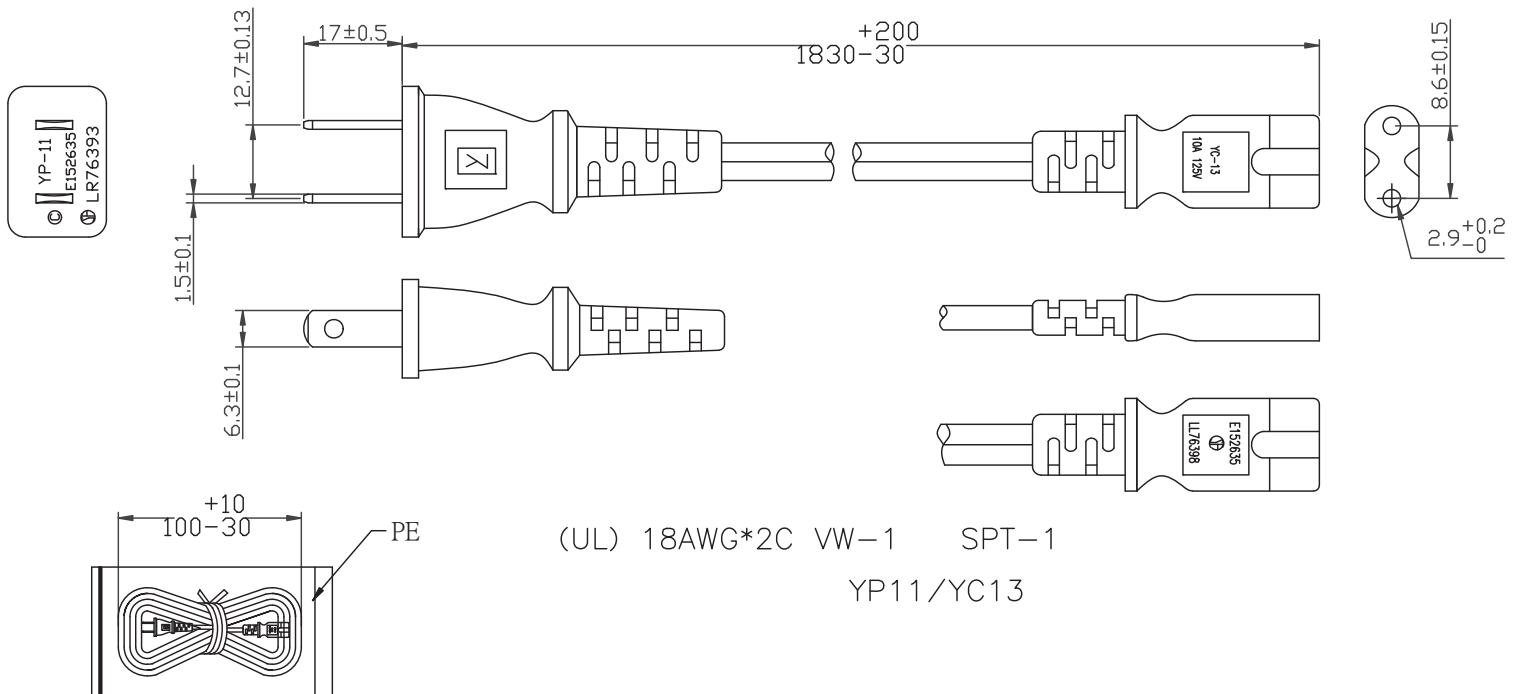
DC CORD



Cable Gauge	
ETSA120500	16 AWG
ETSA190342	18 AWG
ETSA240270	18 AWG
ETSA480125	18 AWG

Black wire, white stripe: Positive

AC CORD



\*Contact CUI for additional ac cord input blade options.

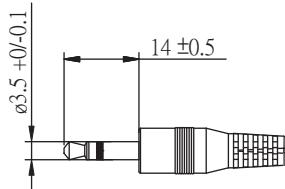


SERIES: ETSA 60W

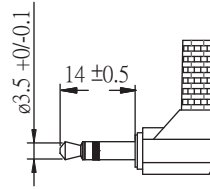
DESCRIPTION: SWITCHING POWER SUPPLY

**OUTPUT PLUG OPTIONS**

**3.5 mm Phono Plug**



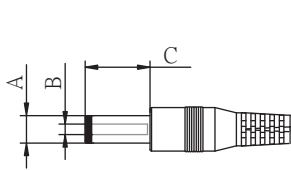
P1



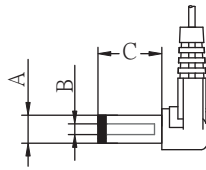
P1R

\*Tip positive

**Standard DC Plug**



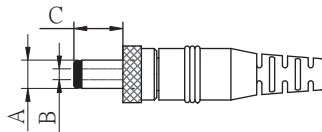
Standard PX



Right Angle PXR

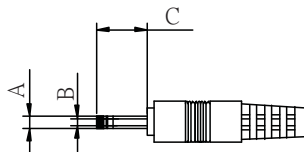
	A	B	C	Unit
P5/P5R	5.5	2.1	9.5	mm
P6/P6R	5.5	2.5	9.5	mm
P7/P7R	3.5	1.3	9.5	mm
P8/P8R	3.8	1.35	9.5	mm
P9/P9R	3.8	1.05	9.5	mm

**Locking DC Plug**

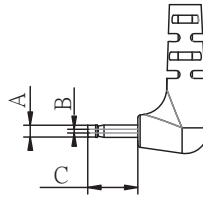


	A	B	C	Unit
P10	5.5	2.1	9.5	mm
P11	5.5	2.5	9.5	mm

**EIAJ Plugs**

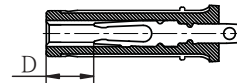


Standard PXX

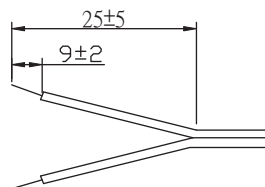


Right Angle PXXR

	EIAJ	A	B	C	D	Unit
P12/P12R	EIAJ-1	2.35	0.7	9.5	NA	mm
P13/P13R	EIAJ-2	4.0	1.7	9.5	5.0	mm
P14/P14R	EIAJ-3	4.75	1.7	9.5	5.0	mm



**Stripped and Tinned**



**DC PLUG TYPE**

**ST**  
stripped and tinned

**PXX X X**

Plug type      Plug angle: "blank" = standard  
R = right angle      Plug polarity: "blank" = N/A  
P = center positive      N = center negative

⊖ ⊕      ⊕ ⊖

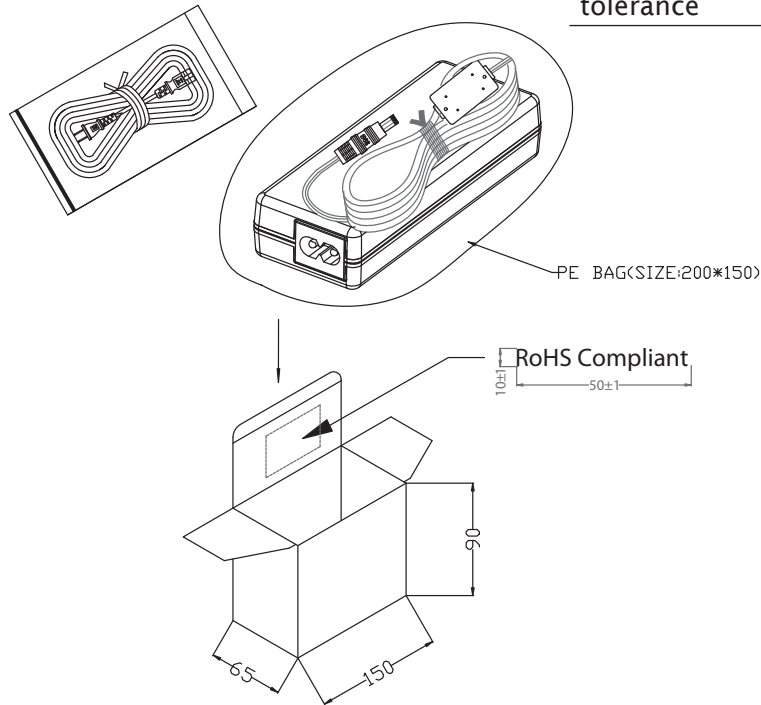
\*Contact CUI for additional output plug options.



SERIES: ETSA 60W

DESCRIPTION: SWITCHING POWER SUPPLY

**INDIVIDUAL PACKAGING**



**PACKAGING**

tolerance  $+7 / -0$  mm

EXTERNAL CARTON MATERIAL:A=B(6mm)

INTERNAL CARTON MATERIAL:B3B(3mm)

CARTON SIZE: 480X477X167mm

Q'TY: 30pcs(15x2x1)

"RoHS Compliant"

