

# SERIES TL 1240 SWITCHES

## TACT SWITCHES ILLUMINATED

TACT SWITCHES

NAVIGATION SWITCHES

PUSHBUTTON SWITCHES

TOGGLE SWITCHES

ROCKER SWITCHES

SLIDE SWITCHES

SNAP-ACTION SWITCHES


DIP SWITCHES

KEYLOCK SWITCHES

ROTARY SWITCHES

DETECTOR SWITCHES

CAP OPTIONS



### SPECIFICATIONS

Contact Rating:	50mA @ 12 VDC
Life Expectancy:	100,000 cycles
Contact Resistance:	100mΩ (max.) typical, initial @ 2-4 VDC 100mΩ for both silver and gold plated contacts
Insulation Resistance:	100MΩ (min.)
Dielectric Strength:	250 VAC
Actuation Force:	160 gf ± 50 gf
Operating Temperature:	-20°C to 70°C
Travel:	0.25 Typ

### MATERIALS

Housing:	POM
Actuator:	PBT
Button:	Nylon
Moving Contact:	Stainless steel, silver plated
Terminals:	Brass, silver plated

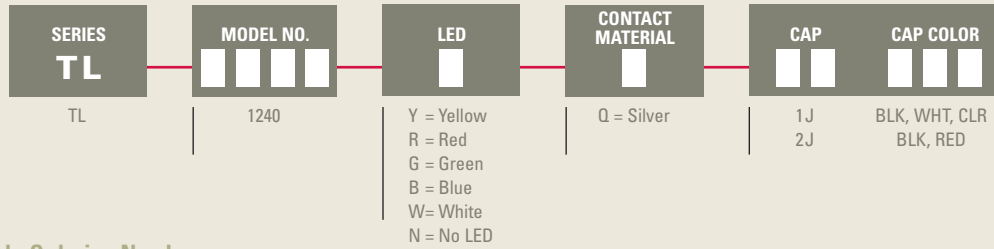
### FEATURES & BENEFITS

- ▶ Multiple LED color options
- ▶ Reliable dome technology
- ▶ Independent LED leads
- ▶ LED color matching upon request
- ▶ Multiple cap options

### APPLICATIONS/MARKETS

- ▶ Telecommunications
- ▶ Consumer Electronics
- ▶ Audio/visual
- ▶ Medical
- ▶ Testing/instrumentation
- ▶ Computer/servers/peripherals

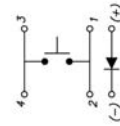
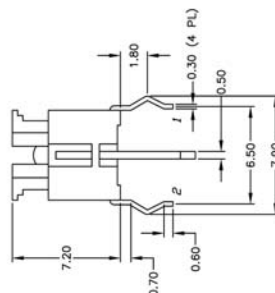
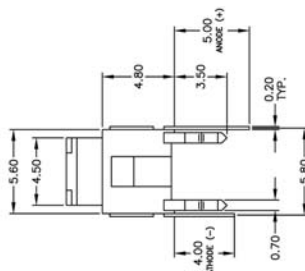
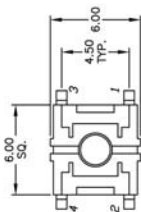
### HOW TO ORDER



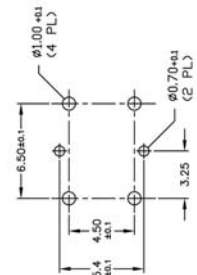
**Example Ordering Number**  
 TL-1240-R-Q-2J-RED

Specifications subject to change without notice.

## TL 1240



SCHEMATIC



P.C. MOUNTING



## LED CHARACTERISTICS

PARAMETERS	SYMBOL	YELLOW LED		RED LED		GREEN LED		BLUE LED		WHITE LED		UNITS
		MAX.	TYP.	MAX.	TYP.	MAX.	TYP.	MAX.	TYP.	MAX.	TYP.	
POWER DISSIPATION	$P_D$	100	—	100	—	100	—	102	—	111	—	mW
REVERSE VOLTAGE	$V_R$	4	10	4	—	4	—	5	—	5	10	V
PEAK FORWARD CURRENT	$I_{PF}$	20	—	30	—	25	—	30	—	30	—	mA
REVERSE CURRENT	$I_R$	10	—	10	—	10	—	10	—	10	—	mA
FORWARD VOLTAGE	$V_F$	2.8	1.8	2.3	—	2.8	—	4.2	—	3.7	3.5	v
LUMINOUS INTENSITY	$I_V$	--	9	--	25	--	3	--	250	--	80	mcd
EMISSION WAVELENGTH	$\lambda_P$	--	585	--	660	--	557	--	468	--	--	nm
OPERATING TEMPERATURE	$T_{OP}$	-25C TO +85C		-25C TO +85C		-20C TO +85C		-20C TO +80C		-40C TO +85C		C
STORAGE TEMPERATURE	$T_{ST}$	-25C TO +80C		-25C TO +85C		-20C TO +85C		-30C TO +85C		-40C TO +85C		C
LEAD SOLDERING TEMPERATURE, (12.0mm (0.063 inch) FROM BODY) 260C FOR 5 SECONDS												
ELECTRICAL CHARACTERISTICS (= 25C) $T_A$												

TACT  
SWITCHESNAVIGATION  
SWITCHESPUSHBUTTON  
SWITCHESTOGGLE  
SWITCHESROCKER  
SWITCHESSLIDE  
SWITCHESSNAP-ACTION  
SWITCHESDIP  
SWITCHESKEYLOCK  
SWITCHESROTARY  
SWITCHESDETECTOR  
SWITCHESCAP  
OPTIONS