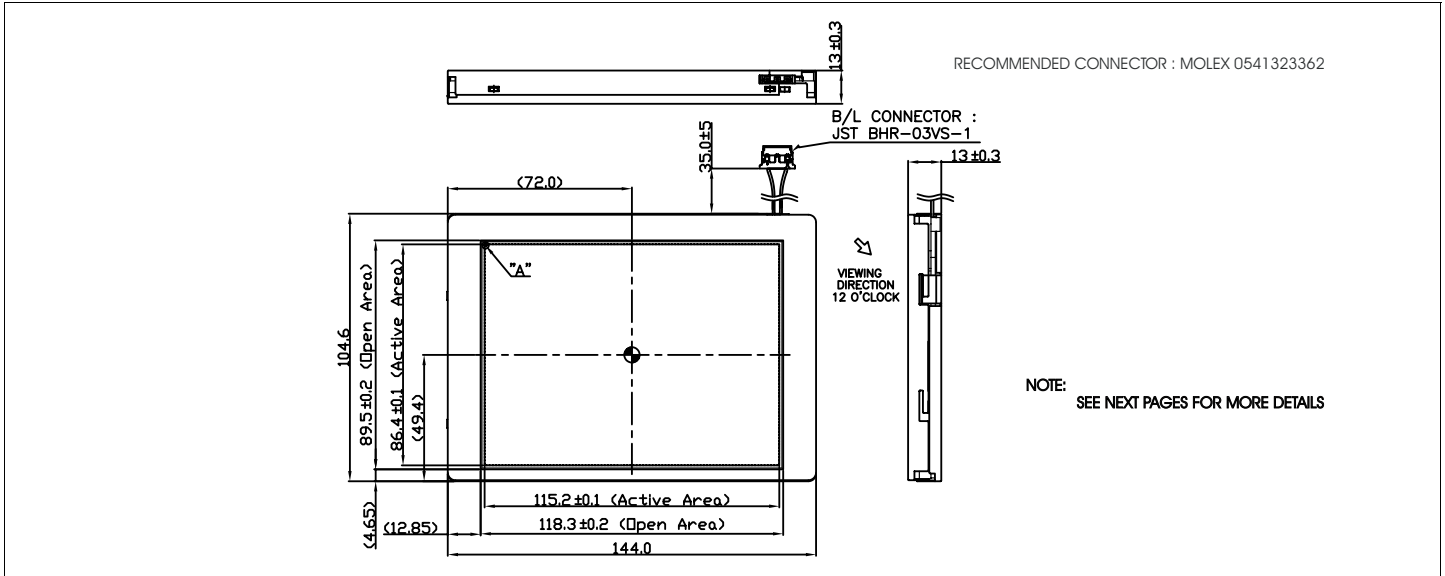


# HDA570S-F

Dimensional Drawing

5.7" , QVGA (TFT) Color Graphics , CCFL Backlight



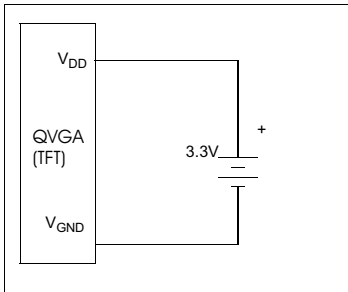
**Features**

- Viewing Angle(U/D/R/L).....60/60/50/40 degrees
- High Contrast.....350:1
- Fast Response Time (Tr+Tf).....50 msec
- Built-in Controller.....none
- Touch screen .....optional

**Physical Data**

- Module Size.....144.0W x104.6H x13.0T mm
- Viewing Area Size.....115.2W x86.4 H mm
- Dot Pitch.....0.12W x 0.36H mm
- Weight.....192g

**Power Supply**



**Absolute Maximum Ratings**

PARAMETER	SYMBOL	MIN	MAX	UNIT
SUPPLY VOLTAGE	V <sub>DD</sub> AV <sub>DD</sub>	-0.3	4.3	V
INPUT VOLTAGE	V <sub>IN</sub>	-0.3	V <sub>DD</sub> + 0.3	V
OPERATING TEMPERATURE	T <sub>OP</sub>	-20	+70	°C
STORAGE TEMPERATURE	T <sub>STG</sub>	-30	+80	°C

**Electrical Characteristics (V<sub>DD</sub>=3.3±0.125V 25°C)**

PARAMETER	SYM	CONDITION	MIN	TYP	MAX	UNIT
OPERATING VOLTAGE	V <sub>DD</sub>	-	3.0	3.3	3.6	V
OPERATING VOLTAGE CCFL	V <sub>CCFL</sub>	I = 5 mArms	745-	825	905	Vrms
INPUT HIGH VOLTAGE	V <sub>IH</sub>		0.7*V <sub>DD</sub>	-	V <sub>DD</sub>	V
INPUT LOW VOLTAGE	V <sub>IL</sub>		0	-	0.3*V <sub>DD</sub>	V
OPERATING CURRENT	I <sub>DD</sub>		-	72	-	mA
OPERATING CURRENT CCFL	I <sub>CCFL</sub>		4	5	6.0	Arms
POWER CONSUMPTION	P <sub>L</sub>		-	240	-	mW
BRIGHTNESS	L	Average	400	500	-	cd/m <sup>2</sup>

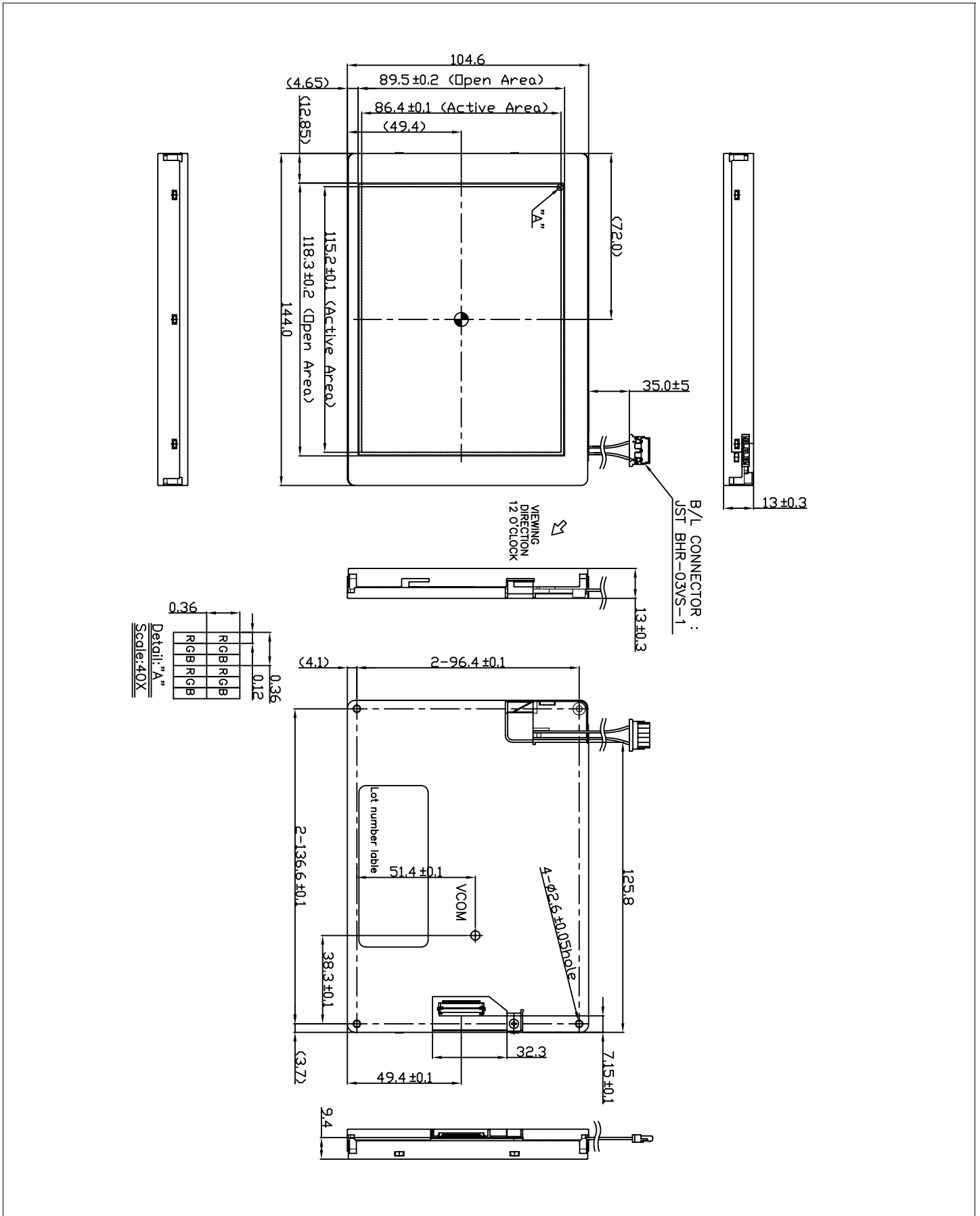
**Pin Connections**

PIN NO.	SYMBOL	FUNCTION	
1	GND	-	Ground Pin
2	CK	H/L	Data Sampling Clock
3	Hsync	L	Horizontal Sync.
4	Vsync	L	Vertical Sync.
5	GND	-	Ground Pin
6	R0	H/L	Red Data Signal (LSB)
7	R1	H/L	Red Data Signal
8	R2	H/L	Red Data Signal
9	R3	H/L	Red Data Signal
10	R4	H/L	Red Data Signal
11	R5	H/L	Red Data Signal (MSB)
12	GND	-	Ground Pin
13	G0	H/L	Green Data Signal (LSB)
14	G1	H/L	Green Data Signal
15	G2	H/L	Green Data Signal
16	G3	H/L	Green Data Signal
17	G4	H/L	Green Data Signal
18	G5	H/L	Green Data Signal (MSB)
19	GND	-	Ground Pin
20	B0	H/L	Blue Data Signal (LSB)
21	B1	H/L	Blue Data Signal
22	B2	H/L	Blue Data Signal
23	B3	H/L	Blue Data Signal
24	B4	H/L	Blue Data Signal
25	B5	H/L	Blue Data Signal
26	GND	-	Ground Pin
27	DENAB	L	Data Enable Input
28	VDD	-	3.3V Power Supply
29	VDD	-	3.3V Power Supply
30	RL	H/L	Horizontal Display Mode
31	UD	H/L	Vertical Display Mode
32	NC	-	No Connection
33	GND	-	Ground Pin

# HDA570S-F

Dimensional Drawing

5.7" , QVGA (TFT) Color Graphics , CCFL Backlight



# HDA570ST-F

Dimensional Drawing

5.7" , QVGA (TFT), With Touch Screen, CCFL Backlight

With TOUCH SCREEN

TOUCH SCREEN connector : KYOCERA-ELCO 046227004100829+

