



# Frontier Electronics Corp.

667 E. COCHRAN STREET, SIMI VALLEY, CA 93065

TEL: (805) 522-9998 FAX: (805) 522-9989

E-mail: [frontiersales@frontierusa.com](mailto:frontiersales@frontierusa.com)

Web: <http://www.frontierusa.com>

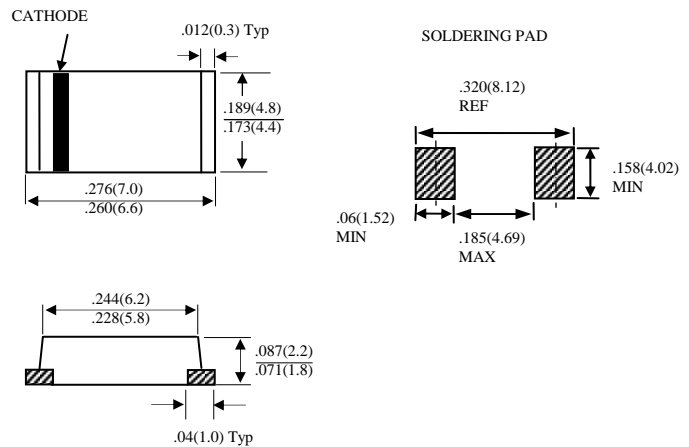
## 3A SURFACE MOUNT SCHOTTKY BARRIER RECTIFIERS SK32-LFR THRU SK310-LFR

### FEATURES

- FOR SURFACE MOUNTED APPLICATIONS
- LOW PROFILE PACKAGE
- BUILT-IN STRAIN RELIEF
- EASY PICK AND PLACE
- PLASTIC MATERIAL USED CARRIES UNDERWRITERS LABORATORY CLASSIFICATION 94 V-0
- EXTREMELY LOW VF
- MAJORITY CARRIER CONDUCTION
- HIGH TEMPERATURE SOLDERING: 250°C /10 SECONDS AT TERMINALS
- ROHS

### MECHANICAL DATA

- CASE: THIN SMC, DIMENSIONS IN INCHES AND (MILLIMETERS)
- TERMINALS: SOLDER PLATED
- POLARITY: INDICATED BY CATHODE BAND
- WEIGHT: 0.195 GRAMS



MAXIMUM RATINGS AND ELECTRICAL CHARACTERISTICS RATINGS AT 25°C AMBIENT TEMPERATURE UNLESS OTHERWISE SPECIFIED SINGLE PHASE, HALF WAVE, 60 HZ, RESISTIVE OR INDUCTIVE LOAD. FOR CAPACITIVE LOAD, DERATE CURRENT BY 20%

RATINGS	SYMBOL	SK32-LF	SK33-LF	SK34-LF	SK35-LF	SK36-LF	SK38-LF	SK310-LF	UNITS
		R	R	R	R	R	R	R	
MAXIMUM RECURRENT PEAK REVERSE VOLTAGE	$V_{RRM}$	20	30	40	50	60	80	100	V
MAXIMUM RMS VOLTAGE	$V_{RMS}$	14	21	28	35	42	56	70	V
MAXIMUM DC BLOCKING VOLTAGE	$V_{DC}$	20	30	40	50	60	80	100	V
MAXIMUM AVERAGE FORWARD RECTIFIED CURRENT SEE FIG.1	$I_O$	3.0							A
MAXIMUM OVERLOAD SURGE 8.3ms SINGLE HALF SINE-WAVE	$I_{FSM}$	80							A
STORAGE TEMPERATURE RANGE	$T_{STG}$	-55 TO + 150							°C
OPERATING TEMPERATURE RANGE	$T_{OP}$	-55 TO + 125							°C

### ELECTRICAL CHARACTERISTICS ( $A_T T_A = 25^\circ\text{C}$ UNLESS OTHERWISE NOTED)

CHARACTERISTICS	SYMBOL	SK32-LF	SK33-LF	SK34-LF	SK35-LF	SK36-LF	SK38-LF	SK310-LF	UNITS
		R	R	R	R	R	R	R	
MAXIMUM FORWARD VOLTAGE AT 3.0A AC AND 25°C	$V_F$	0.55			0.70		0.85		V
MAXIMUM REVERSE CURRENT AT 25°C	$I_R$	0.5							mA

# RATINGS AND CHARACTERISTIC CURVE SK32-LFR THRU SK310-LFR

FIG. 1 - FORWARD CURRENT DERATING CURVE

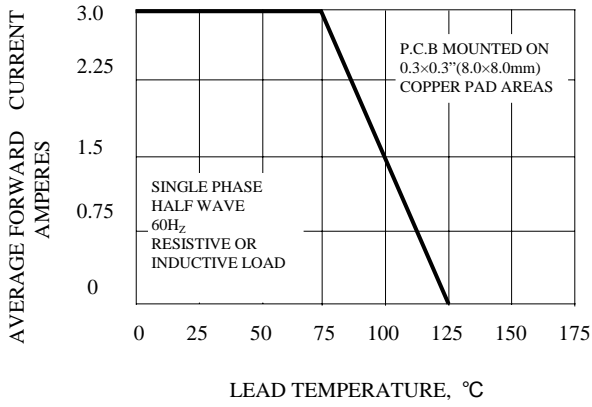


FIG. 2 - TYPICAL INSTANTANEOUS FORWARD CHARACTERISTICS

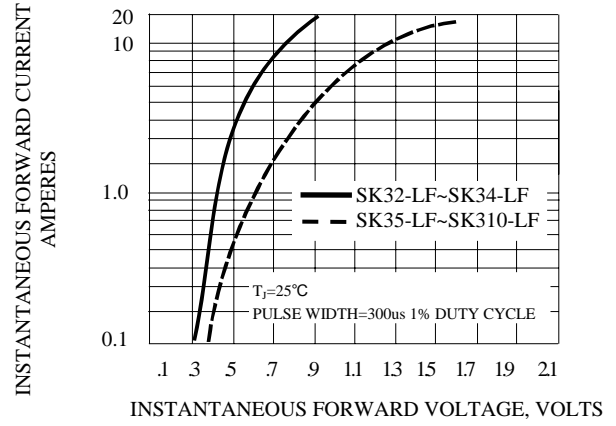


FIG. 3A - TYPICAL REVERSE CHARACTERISTICS

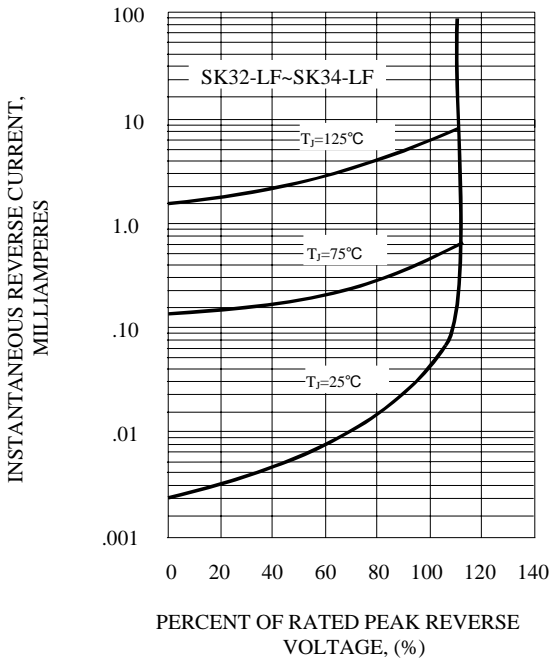


FIG. 3B - TYPICAL REVERSE CHARACTERISTICS

