

# Triple Balanced Mixer

# Model MM4xxL

Multi-Octave Band

RF 2.0 to 8.0 GHz

## Electrical Specifications: <sup>(1)</sup>

Parameter	Conditions			Specifications		
	RF (GHz)	LO (GHz)	IF (MHz)	Min	Typical	Max
SSB Conversion loss: <sup>(2) (3)</sup>	2.0-8.0	2.0-8.0	3.0-5.0		6.3 dB	7.5 dB
	2.0-8.0	2.0-8.0	2.0-6.0		7.3 dB	8.5 dB
Isolation						
	LO to RF: LO to IF: RF to IF:	2.0-8.0 2.0-8.0		16 dB 18 dB	23 dB 27 dB 27 dB	
Input 1 dB Compression Point:	2.0-8.0	2.0-8.0	2.0-6.0		+5 dBm +8 dBm +12 dBm +15 dBm	MM44 MM46 MM47 MM48
Input Third Order Intercept Point:	2.0-8.0	2.0-8.0	2.0-6.0		+14 dBm +17 dBm +21 dBm +24 dBm	MM44 MM46 MM47 MM48
LO Power: <sup>(4)</sup>	2.0-8.0	2.0-8.0	2.0-6.0		+10 dBm +13 dBm +17 dBm +21 dBm	MM44 MM46 MM47 MM48

Model MM4xxL

LO Power

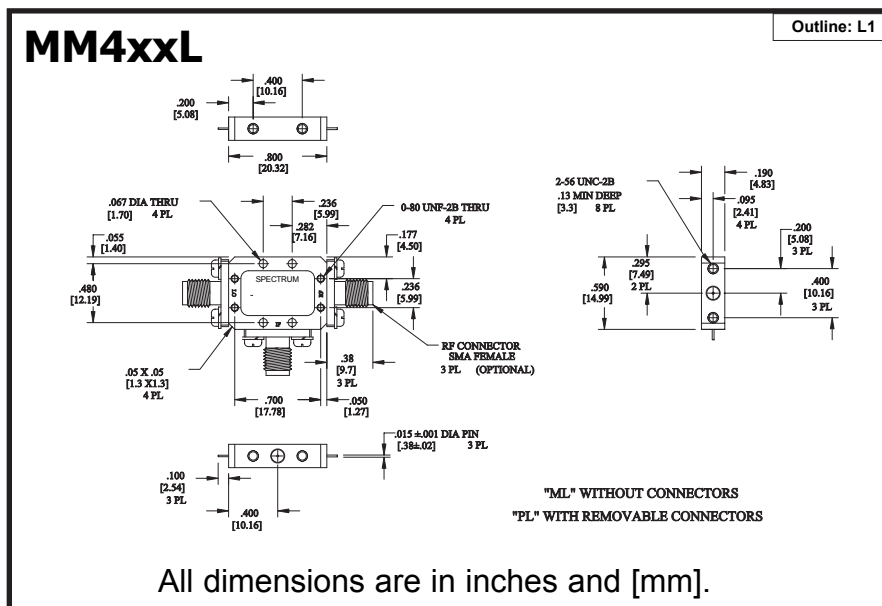
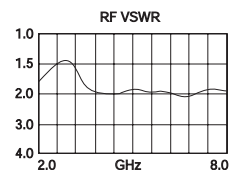
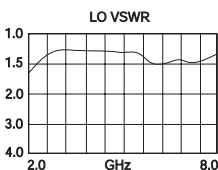
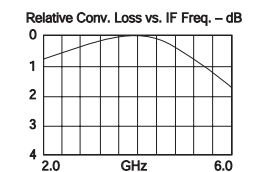
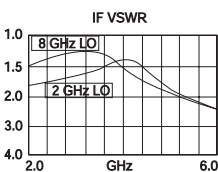
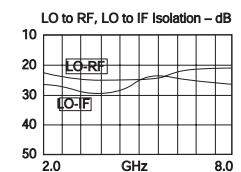
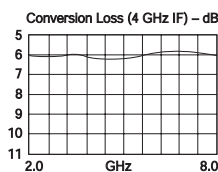
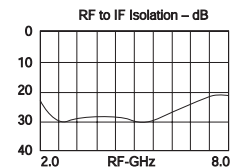
4 = +10 dBm  
6 = +13 dBm  
7 = +17 dBm  
8 = +21 dBm

Drop-In Module or With SMA(F) Connectors  
M = Module  
P = With Connectors

### Notes:

- Specifications are guaranteed when tested as a downconverter in a 50 Ohm system from -55°C to +100°C with the nominal LO power. Specifications indicated as typical are not guaranteed.
- Noise figure is typically within ±0.5 dB of conversion loss.
- Conversion loss typically degrades less than 0.5 dB at +100°C and improves less than 0.5 dB at -55°C.
- Usable LO drives are up to 2 dB below and 3 dB above nominal.

## Typical Performance at 25°C



Spectrum Microwave · 2144 Franklin Drive N.E. · Palm Bay, FL 32905 · PH (888) 553-7531 · Fax (888) 553-7532

www.SpectrumMicrowave.com Spectrum Microwave (Europe) · 2707 Black Lake Place · Philadelphia, PA 19154 · PH (215) 464-4000 · Fax (215) 464-4001