

RoHS Compliant Product

A suffix of "-C" specifies halogen & lead-free

Application

Ultra high speed switching

Features

Four types of packaging are available.

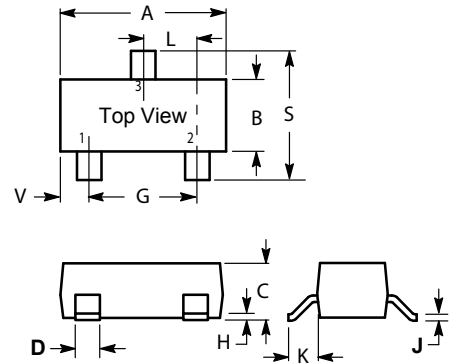
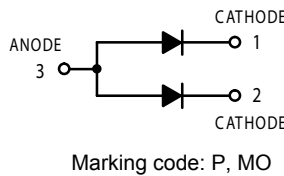
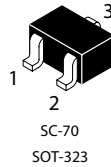
High speed. ($t_r=1.5ns$ Typ.)

Suitable for high packing density layout.

High reliability.

Construction

Silicon epitaxial planar



MAXIMUM RATINGS (EACH DIODE)

Rating	Symbol	Value	Unit
Peak reverse voltage	V_{RM} (V)	80	Vdc
DC reverse voltage	V_R (V)	80	Vdc
Peak forward current	I_{FM} (mA)	300	mAdc
Mean rectifying current	I_o (mA)	100	
Surge current	I_{surge} (A)	4	mW
Power dissipation (TOTAL)	P_d (mW)	200	mW
Junction temperature	T_j (°C)	150	°C
Storage temperature	T_{stg} (°C)	-55~+155	°C
P / N Type		N	

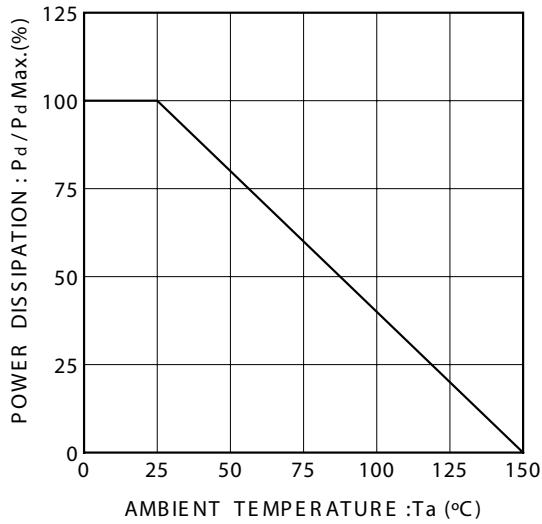
SOT-323(SC-70)		
Dim	Min	Max
A	1.800	2.200
B	1.150	1.350
C	0.800	1.000
D	0.300	0.400
G	1.200	1.400
H	0.000	0.100
J	0.100	0.250
K	0.350	0.500
L	0.590	0.720
S	2.000	2.400
V	0.280	0.420
All Dimension in mm		

ELECTRICAL CHARACTERISTICS (TA=25 unless otherwise noted) (EACH DIODE)

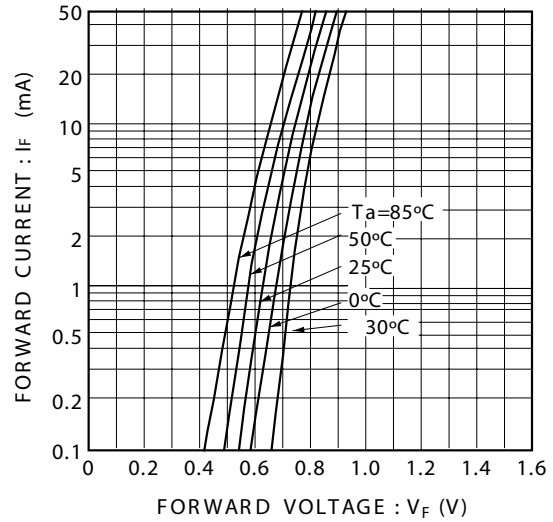
Characteristic	Symbol	Min	Max	Unit
Forward voltage ($I_F = 100$)	V_F (V)	—	1.2	Vdc
Reverse current ($I_R = 70\mu A$)	I_R	—	0.1	μA_{dc}
Capacitance between terminals ($V_R = 6, f = 1.0$ MHz)	C_T (pF)	—	3.5	mVdc
Reverse recovery time ($V_R = 6, f = 5.0$ MHz)	t_{rr} (ns)	—	4	

1. FR-5 = 1.0 X 0.75 X 0.062 in. 2.Alumina = 0.4 X 0.3 X 0.024 in. 99.5% alumina.

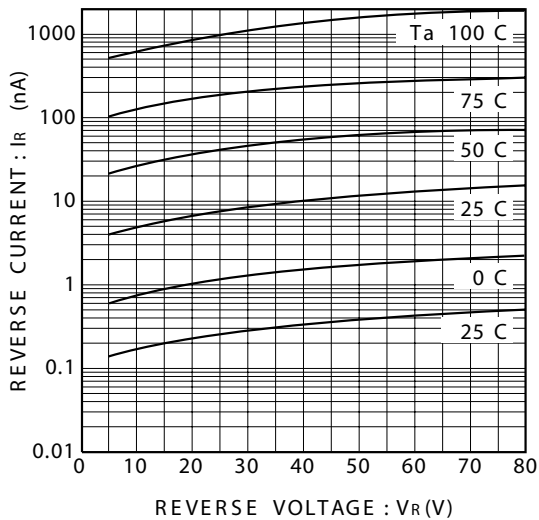
Electrical characteristic curves (Ta=25°C)



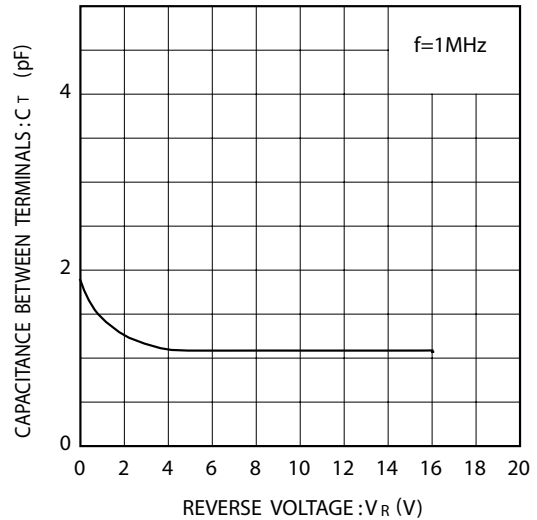
Power attenuation curve



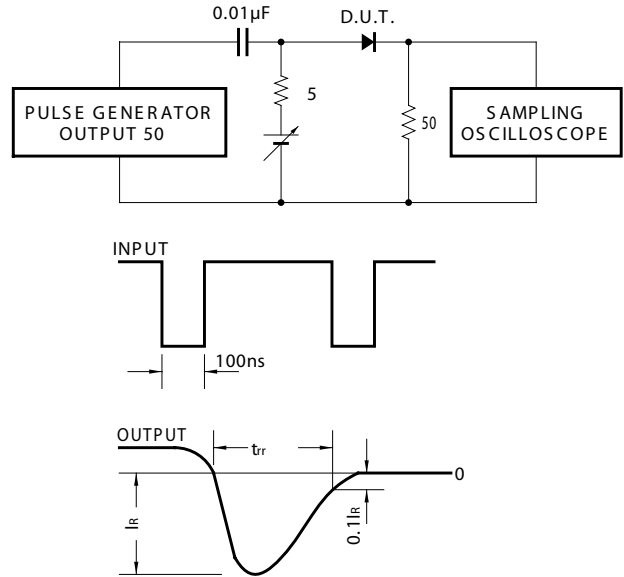
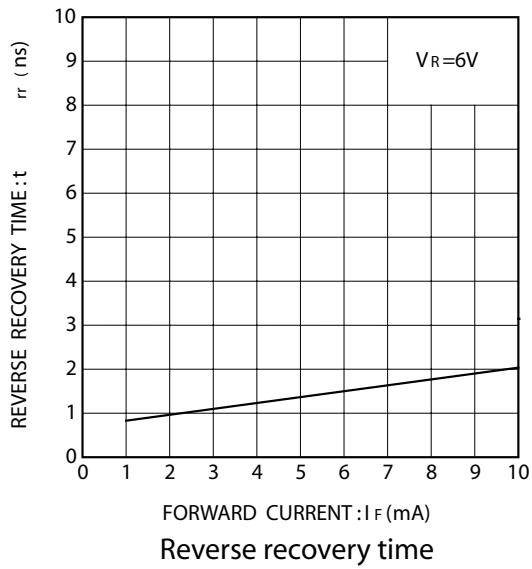
Forward characteristics



Reverse characteristics



Capacitance between terminals characteristics



Reverse recovery time (t_{rr}) measurement circuit