

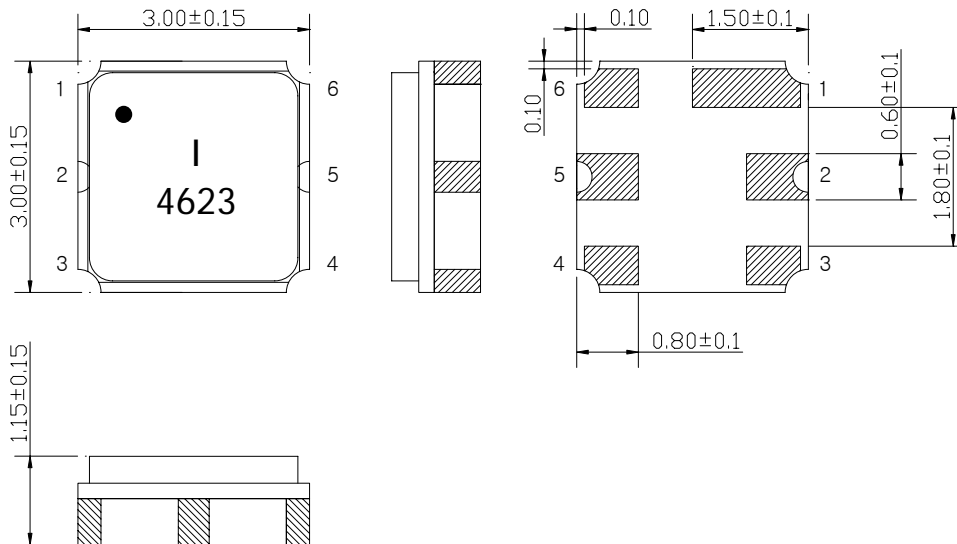
SAW Bandpass Filter F4623



Features

- RF bandpass filter for CDMA450 Rx. Part
- Usable bandwidth 5MHz(460.0 MHz ~ 465.0 MHz)
- High attenuation
- No matching single-balanced operation (single 50Ω / balance 100Ω)
- Ceramic Surface Mounted Device Package (3.0 mm × 3.0mm)
- RoHS Compliant

Package Dimensions



Dimensions shown are nominal in millimeters

Body : Al₂O₃ Ceramic

Lid : Kovar, Ni Plated

Terminations : Au plating 0.3 ~ 1.0 um, Over a 1.27 ~ 8.89 um
Ni Plating

Pin Configurations	
2	Input
4	Output (+)
6	Output (-)
1, 3, 5	Case ground

Maximum Ratings

Parameters	Unit	Minimum	Typical	Maximum
Operating Temperature Range	°C	-30	25	85
Storage Temperature Range	°C	-40	-	85
Power Handling Capability	dBm	-	-	20

Electrostatics Sensitive Device (ESD)

	ITF Co., Ltd. 102-901, Bucheon Technopark 364, Samjeong-Dong, Ojeong-Gu, Bucheon-City, Gyeonggi-Do, Korea 421-809	Part No.	F4623	
		Rev. Date	2006-02-17	
		Rev.	DR6001-PS03	1/8

SAW Bandpass Filter F4623**Preliminary Specifications**

	Minimum	Typical	Maximum	Unit
Center Frequency (Fc)	-	462.5	-	MHz
Insertion Loss (In Fc +/- 2.5 MHz)	-	2.5	3.0	dB
Amplitude Ripple (In Fc +/- 2.5 MHz)	-	0.5	1.0	dB
VSWR (In Fc +/- 2.5 MHz)	-	1.7	2.1	
Relative Attenuation 0.3 MHz ~ 450.0 MHz 450.0 MHz ~ 455.0 MHz 482.5 MHz ~ 492.5 MHz 492.5 MHz ~ 1200 MHz 1200 MHz ~ 1500 MHz 1500 MHz ~ 2000 MHz	45 30 20 45 40 30	50 35 30 - - -	- - - - - -	dB
Amplitude Imbalance S31/S21 (In Fc +/- 2.5 MHz)	-	± 0.15	± 0.30	dB
Phase Imbalance (∅ S31 - ∅ S21 + 180°) (In Fc +/- 2.5 MHz)	-	± 2.0	± 2.5	°
Temperature Range (Operational)	-30	25	85	°C
Input RF Power (In Fc +/- 2.5 MHz)			20	dBm
Input/Output Impedance	Single 50 / balance 100			Ohms

Notes :

- 1) All specifications are based on the matching schematic shown below, measured by Agilent Network analyzer and full 3 port calibration.
- 2) Electrical margin has been built into the design to account for the variations due to temperature drift and manufacturing tolerances

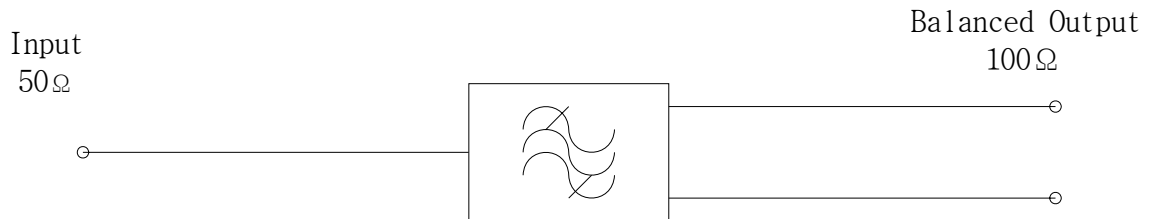
	ITF Co., Ltd. 102-901, Bucheon Technopark 364, Samjeong-Dong, Ojeong-Gu, Bucheon-City, Gyeonggi-Do, Korea 421-809	Part No.	F4623	
		Rev. Date	2006-02-17	
		Rev.	DR6001-PS03	2/8

SAW Bandpass Filter F4623



Matching Schematic

(Actual matching values may vary due to PCB layout and parasitics)



Marking Configuration

- ¹⁾
I²⁾
4623³⁾

1) Pad Number 1 Index

2) Manufacturer name

3) Marking Number

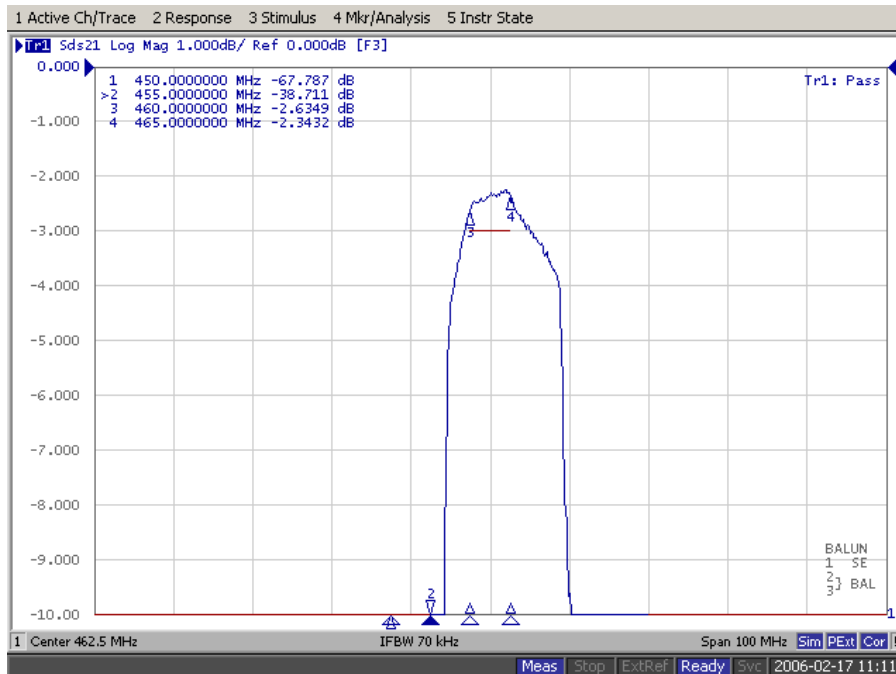
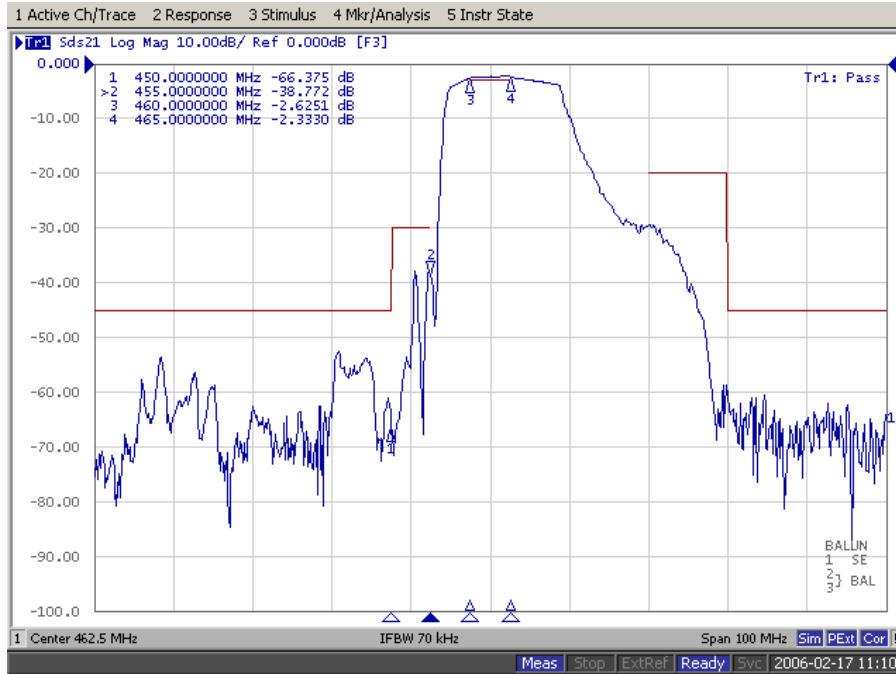
Ink or Laser Marking available

	ITF Co., Ltd. 102-901, Bucheon Technopark 364, Samjeong-Dong, Ojeong-Gu, Bucheon-City, Gyeonggi-Do, Korea 421-809	Part No.	F4623	
		Rev. Date	2006-02-17	
		Rev.	DR6001-PS03	3/8

SAW Bandpass Filter F4623



Typical Performance (at 25°C)

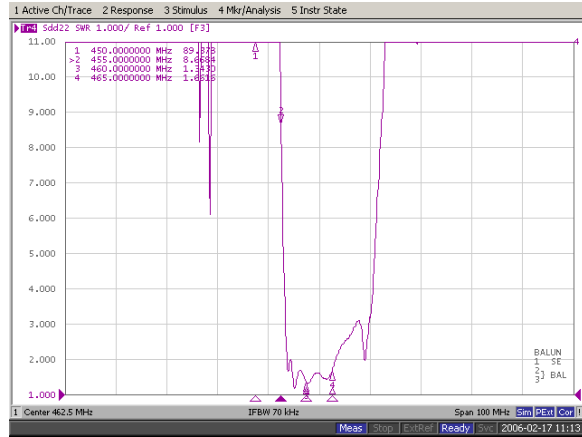
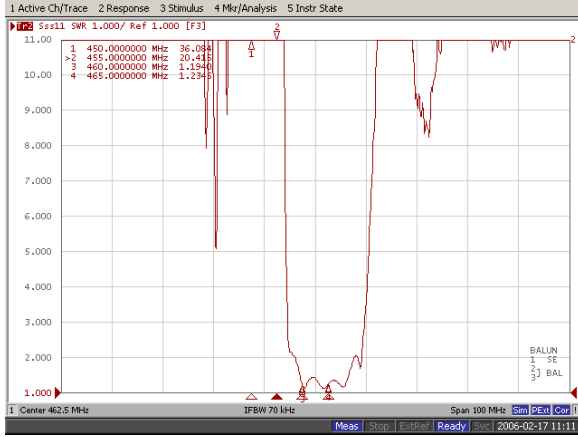


	ITF Co., Ltd. 102-901, Bucheon Technopark 364, Samjeong-Dong, Ojeong-Gu, Bucheon-City, Gyeonggi-Do, Korea 421-809	Part No.	F4623	
		Rev. Date	2006-02-17	
		Rev.	DR6001-PS03	4/8

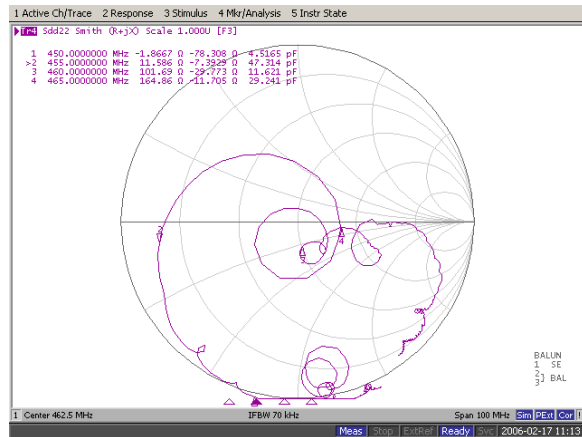
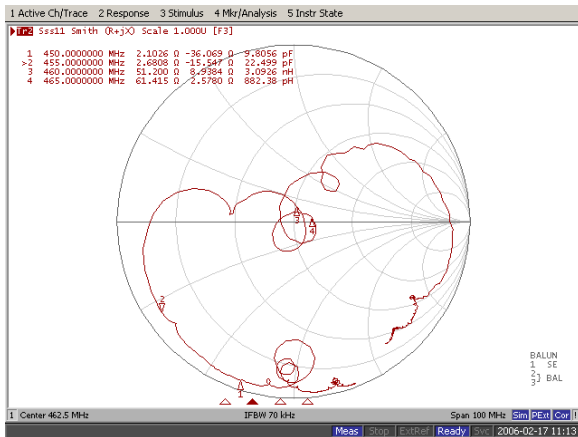
SAW Bandpass Filter F4623



Input / Output VSWR Charts



Input / Output Smith Charts

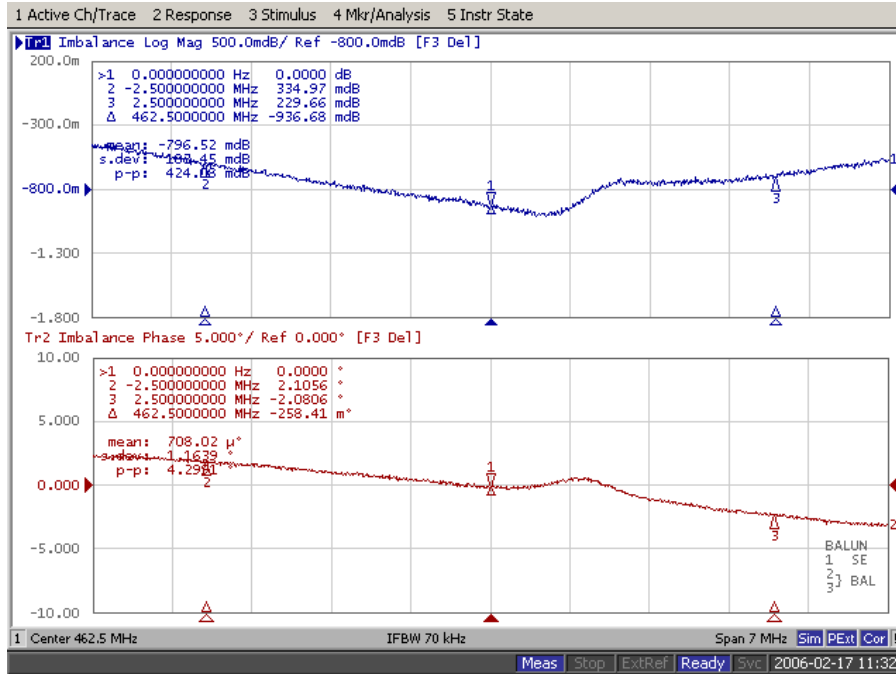


	ITF Co., Ltd. 102-901, Bucheon Technopark 364, Samjeong-Dong, Ojeong-Gu, Bucheon-City, Gyeonggi-Do, Korea 421-809	Part No.	F4623	
		Rev. Date	2006-02-17	
		Rev.	DR6001-PS03	5/8

SAW Bandpass Filter F4623



Amplitude/Phase Imbalance



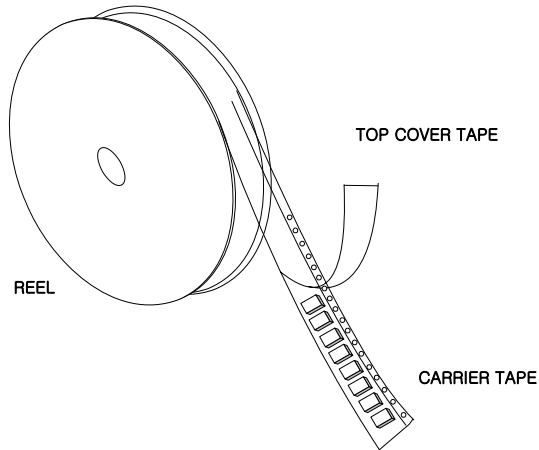
	ITF Co., Ltd. 102-901, Bucheon Technopark 364, Samjeong-Dong, Ojeong-Gu, Bucheon-City, Gyeonggi-Do, Korea 421-809	Part No.	F4623	
		Rev. Date	2006-02-17	
		Rev.	DR6001-PS03	6/8

SAW Bandpass Filter F4623



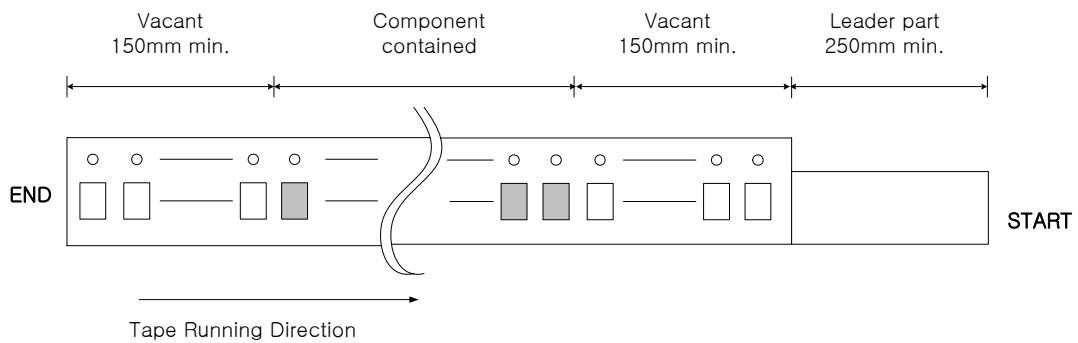
Packing Specification

1. Reeling Quantity : 3000 pcs / 13" reel (or 1000 pcs / 7" reel)
2. Taping Structure : The tape shall be wound around the reel in the direction shown below.



Tape Specification

1. Leader part and vacant position specification

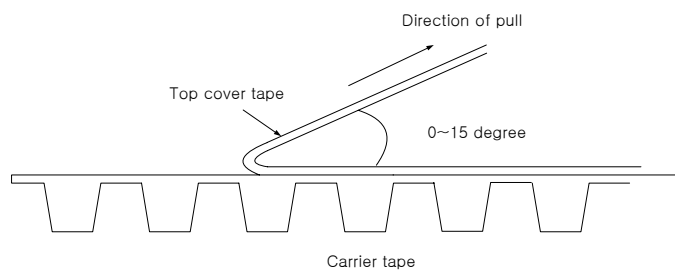


2. Tensile strength of carrier tape

4.4N/mm width

3. Top cover tape adhesion

- 1) pull off angle : 0~15°
- 2) speed : 300mm/min
- 3) force : 20~70g

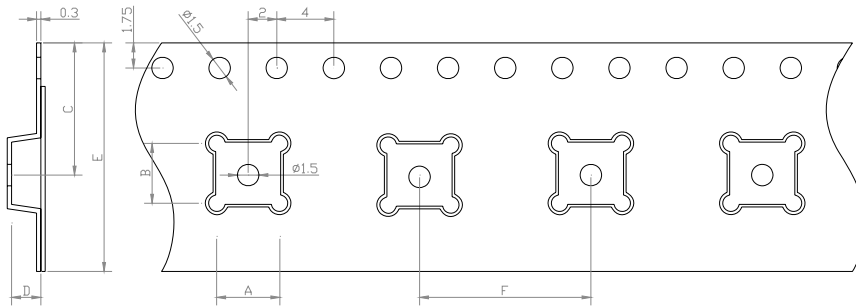


	ITF Co., Ltd. 102-901, Bucheon Technopark 364, Samjeong-Dong, Ojeong-Gu, Bucheon-City, Gyeonggi-Do, Korea 421-809	Part No.	F4623	
		Rev. Date	2006-02-17	
		Rev.	DR6001-PS03	7/8

SAW Bandpass Filter F4623

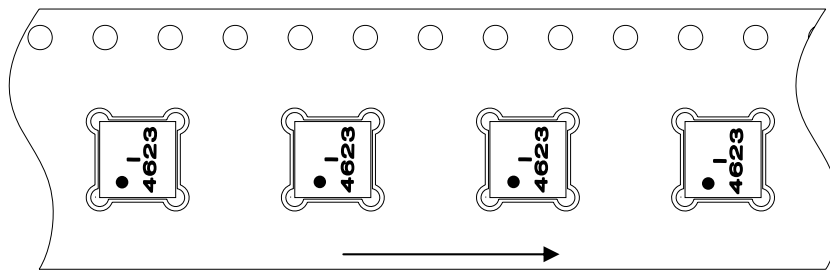


Carrier Tape Dimensions [unit : mm]



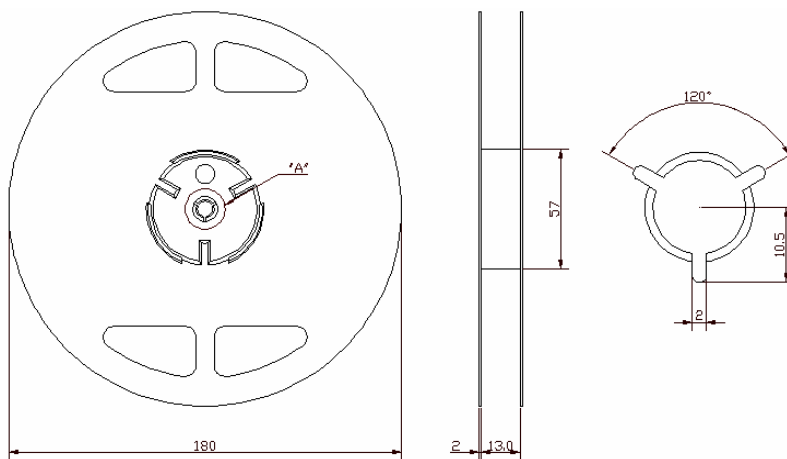
A	3.40 ± 0.1
B	3.40 ± 0.1
C	7.25 ± 0.1
D	1.70 ± 0.1
E	12.00 ± 0.1
F	8.00 ± 0.1

Part Direction



Tape Running Direction

Reel Dimensions [unit : mm]



	ITF Co., Ltd. 102-901, Bucheon Technopark 364, Samjeong-Dong, Ojeong-Gu, Bucheon-City, Gyeonggi-Do, Korea 421-809	Part No.	F4623	
		Rev. Date	2006-02-17	
		Rev.	DR6001-PS03	8/8