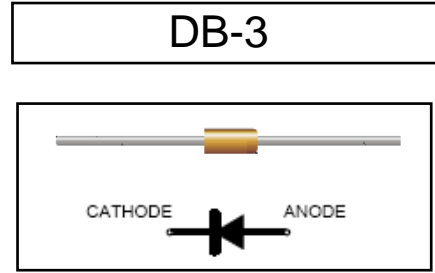


Bi-directional trigger diodes

- . 500mW DO-35
- . Glass silicon
- . We declare that the material of product compliance with RoHS requirements.



Product Characteristic

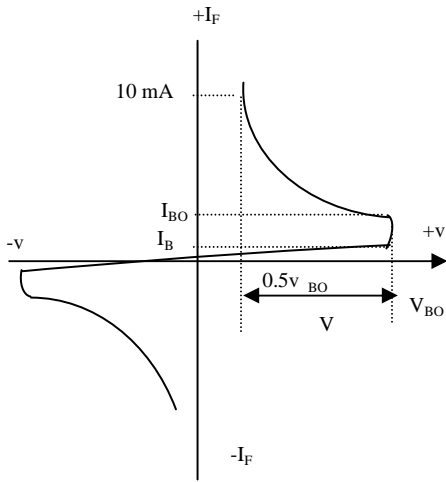
Symbol	Parameter	Test Condition	TYPE	Min	Typ	Max	Unit
V_{B0}	Breakdown Voltage	$I=I_{B0}$	DB-3 DB-4 DB-6	28 35 56	32 40 60	36 45 70	V
$ +V_{BD} - -V_{B0} $	Breakover Voltage Symmetry		DB-3 DB-4 DB-6			3 3 4	V
$ \pm \angle V $	Dynamic Breakover Voltage	$\angle I= I_{B0} \text{ to } I_F=10\text{mA} $	DB-3 DB-4 DB-6	5 5 10			V
V_0	Output Voltage			5			V
I_{B0}	Breakdown Current	$V=V_{B0}$				100	μA
t_r	Rise Time				1.5		μs
I_B	Leakage Current	$V_B=0.5V_{B0}(\text{max})$				10	μA

Limiting Values

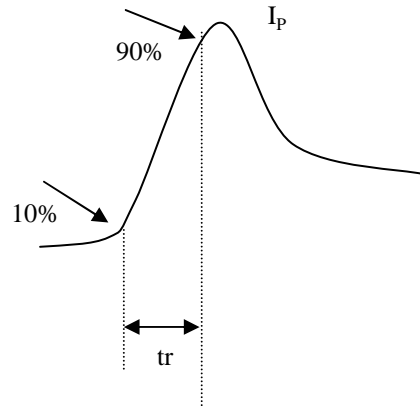
Symbol	Parameter		Value	Unit
P_c	Power Dissipation	$T_a=50$	150	mW
I_{Fmax}	Peak Pulse Current	$t_p=10\mu\text{s}$ 120PPS T_a 40	DB-3 2.0 DB-4 2.0 DB-6 16	A
T_r	Storage and Operating		-40 to 125	
T_j	Junction Temperatuer Range.		-40 to 110	

Characteristic Curves

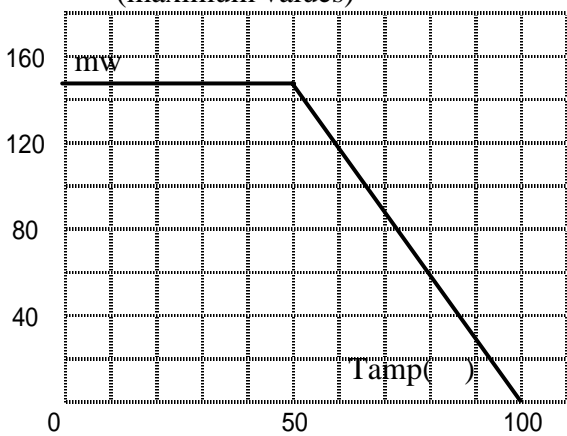
Current-voltage characteristics



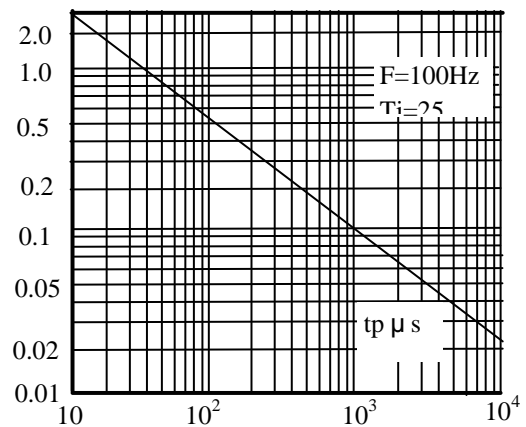
Test circuit see diagram 2
Adjust R for $I=0.5A$



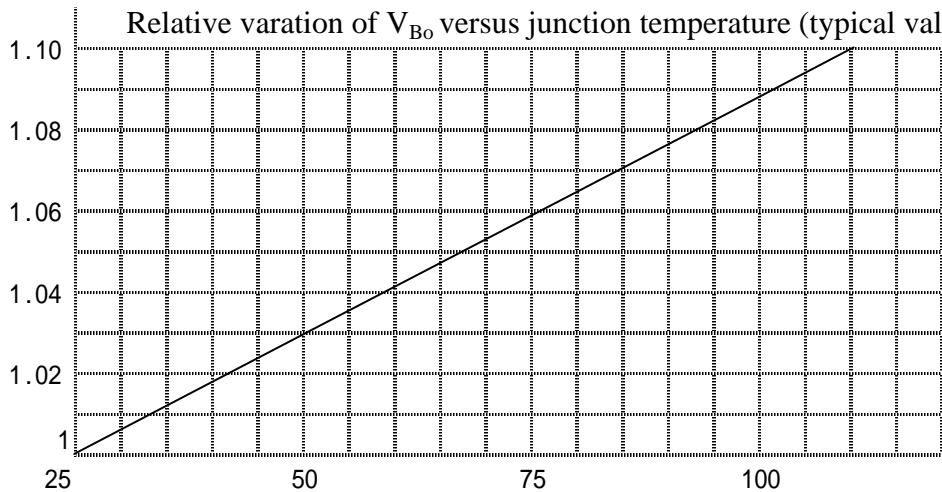
Power dissipation versus ambient temperature
(maximum values)



Peak pulse Current versus pulse duration
(maximum values)



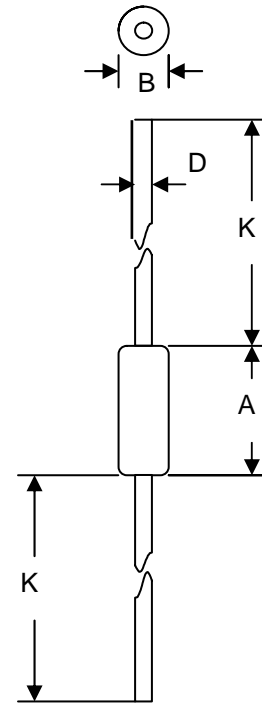
Relative variation of V_{BO} versus junction temperature (typical values)



Package Dimensions in inches and (millimeters)

DIM	MILLIMETERS		INCHES	
	MIN	MAX	MIN	MAX
A	3.6	4.0	0.14	0.157
B	1.6	2.0	0.063	0.079
D	0.4	0.6	0.016	0.024
K	28	30	1.102	1.181

D0-35

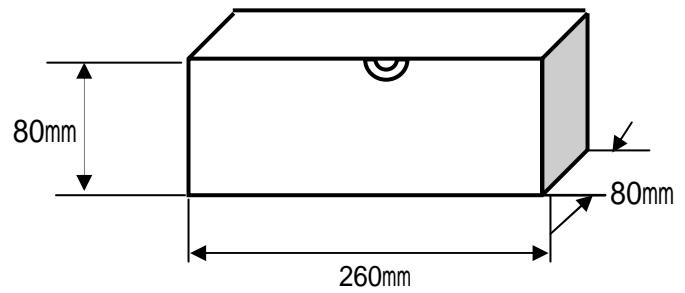


D0-35

Packing

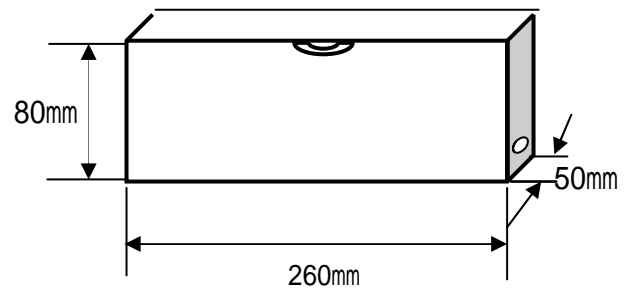
Taping / Box(T52)

Tape Inner Box:5000pcs/each



Taping / Box(T26)

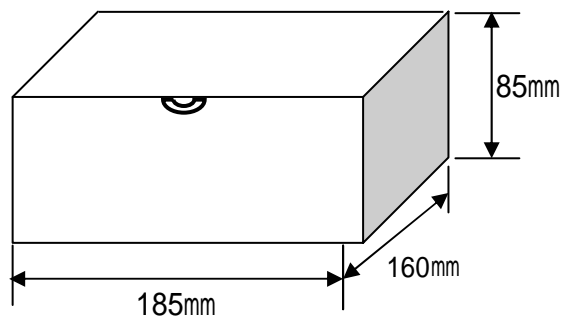
Tape Inner Box:5000pcs/each



Bulk

500pcs/bag

10000pcs /each



Reel (T52)

10000pcs/卷

