

Surface Mount RF Transformer

75Ω 0.3 to 475 MHz

TC9-1-75X+



CASE STYLE: AT1521
PRICE: \$2.59 ea. QTY (20)
\$1.59 ea. QTY (100)

+ RoHS compliant in accordance with EU Directive (2002/95/EC)

The +Suffix has been added in order to identify RoHS Compliance. See our web site for RoHS Compliance methodologies and qualifications.

Maximum Ratings

Operating Temperature	-20°C to 85°C
Storage Temperature	-55°C to 100°C
RF Power	0.25W
DC Current	30mA

Permanent damage may occur if any of these limits are exceeded.

Pin Connections

PRIMARY DOT	6
PRIMARY	3
SECONDARY DOT	1
SECONDARY	3

Features

- wideband 0.3-475 MHz
- good return loss, 23 dB typ in 1 dB bandwidth
- step-down 9:1 autotransformer
- plastic base with leads
- aqueous washable

Applications

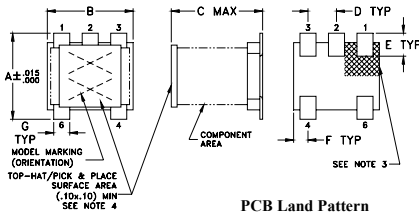
- matching laser diode

Transformer Electrical Specifications

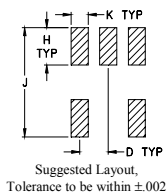
Ω RATIO (Primary/Secondary)	FREQUENCY (MHz)	INSERTION LOSS*		
		3 dB MHz	2 dB MHz	1 dB MHz
75/8	0.3-475	0.3-475	0.5-450	0.9-370

* Insertion Loss is referenced to mid-band loss, 0.4 dB typ.
Stepdown, 75 ohm primary, 51 pF across secondary

Outline Drawing AT1521



PCB Land Pattern

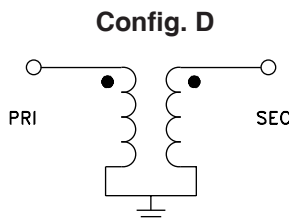


- Notes:
1. Case Material: Plastic
 2. Termination Finish: Tin plate over Nickel plate.
 3. Lead#1 Identifier shall be located in the cross-hatched area shown, on bottom view. Identifier may be either a molded or marked feature.
 4. Top-Hat total thickness: .013 inches max.

Outline Dimensions (inch/mm)

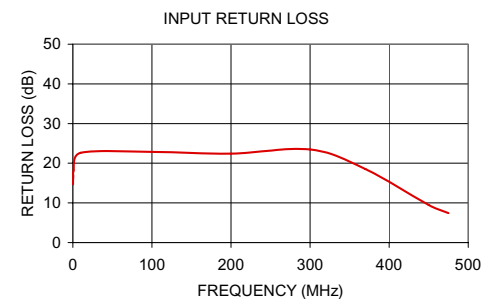
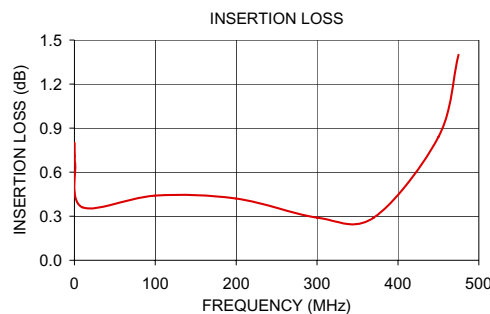
A	B	C	D	E	F
.150	.150	.160	.050	.040	.025
3.81	3.81	4.06	1.27	1.02	0.64
G	H	J	K	wt	
.028	.065	.190	.030	grams	
0.71	1.65	4.83	0.76	0.15	

Demo Board MCL P/N: TB-276



Typical Performance Data

FREQUENCY (MHz)	INSERTION LOSS (dB)	INPUT R. LOSS (dB)
0.30	0.80	14.70
0.50	0.71	16.80
0.90	0.66	18.13
10.00	0.36	22.63
100.00	0.44	22.86
200.00	0.42	22.40
300.00	0.29	23.48
370.00	0.29	18.53
450.00	0.84	9.48
475.00	1.40	7.44



Mini-Circuits®
ISO 9001 ISO 14001 AS 9100 CERTIFIED

P.O. Box 350166, Brooklyn, New York 11235-0003 (718) 934-4500 Fax (718) 332-4661 The Design Engineers Search Engine www.minicircuits.com Provides ACTUAL Data Instantly at minicircuits.com

IF/RF MICROWAVE COMPONENTS

For detailed performance specs & shopping online see web site

Notes: 1. Performance and quality attributes and conditions not expressly stated in this specification sheet are intended to be excluded and do not form a part of this specification sheet. 2. Electrical specifications and performance data contained herein are based on Mini-Circuit's applicable established test performance criteria and measurement instructions. 3. The parts covered by this specification sheet are subject to Mini-Circuits standard limited warranty and terms and conditions (collectively, "Standard Terms"); Purchasers of this part are entitled to the rights and benefits contained therein. For a full statement of the Standard Terms and the exclusive rights and remedies thereunder, please visit Mini-Circuits' website at www.minicircuits.com/MCLStore/terms.jsp.

REV. OR
M134154
TC9-1-75X+
IG/TD/CP/AM
111223