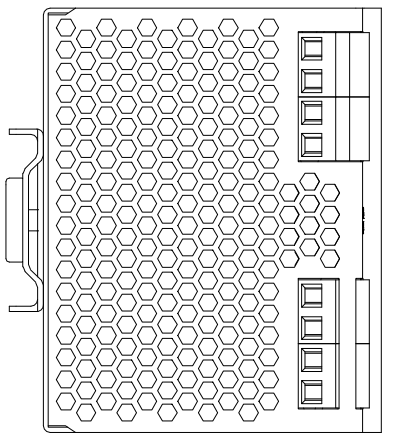
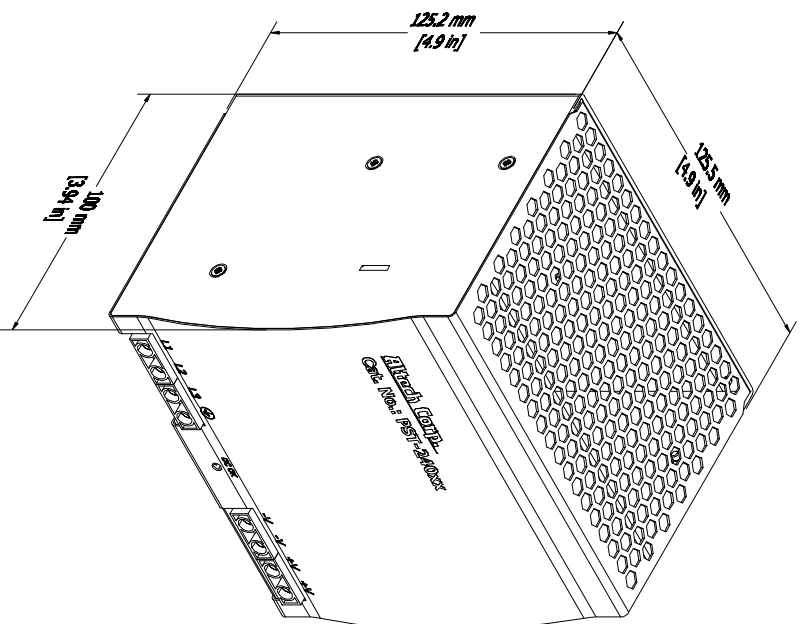
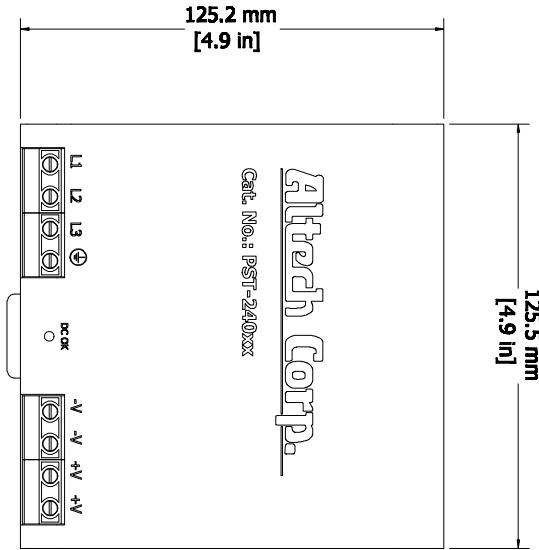
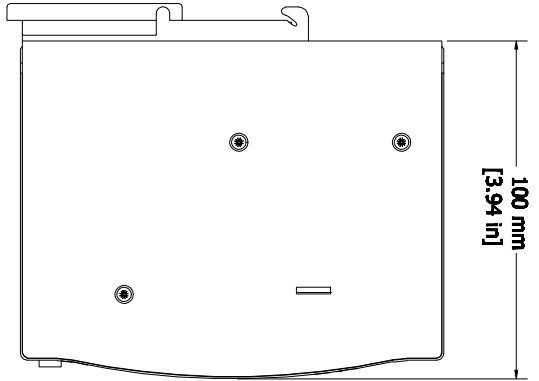


REVISIONS FOR DWG # 20-PST240-PST240				
REV	CH.NO.	DESCRIPTION	DATE	REVISED BY
-	-	ORIGINAL DESIGN	7/24/07	Phil E.



UNLESS OTHERWISE SPECIFIED  
 • ALL DIMENSIONS ARE IN MILLIMETERS  
 • THIRD ANGLE PROJECTION

TOLERANCE

XX	±1mm
XX.X	±0.5mm
XX.XX	±0.2mm
ALL	- mm

MUR-C

This Drawing is the property of  
**Altech Corp.**

35 Royal Road  
 Flemington NJ 08822-6000  
 (908) 806-9400 • Fax (908) 806-9490

AND IS A CONFIDENTIAL DISCLOSURE  
 LENT WITHOUT CONSIDERATION OTHER  
 THAN THE BORROWER'S AGREEMENT  
 THAT IT SHALL NOT BE REPRODUCED,  
 COPIED, LENT, OR DISPOSED OF  
 DIRECTLY OR INDIRECTLY NOR USED  
 FOR ANY PURPOSE OTHER THAN THAT  
 FOR WHICH IT IS SPECIFICALLY  
 FURNISHED.

TITLE: 240W Three Phase Industrial DIN Rail  
 Power Supply PST-240 Series

DRAWN BY: Phillip Ernsterberger	7/24/07	DRAWING NO.:	20-PST240-PST240	REV.:	-
CHECKED BY: Laszlo Gyorgypal	7/24/07	SCALE:	-	SHEET:	1 OF 1
RELEASED BY: laszlo.gyorgypal	7/24/07				