



Frontier Electronics Corp.

667 E. COCHRAN STREET, SIMI VALLEY, CA 93065

TEL: (805) 522-9998 FAX: (805) 522-9989

E-mail: frontiersales@frontierusa.com

Web: <http://www.frontierusa.com>

3A SURFACE MOUNT SCHOTTKY BARRIER RECTIFIERS

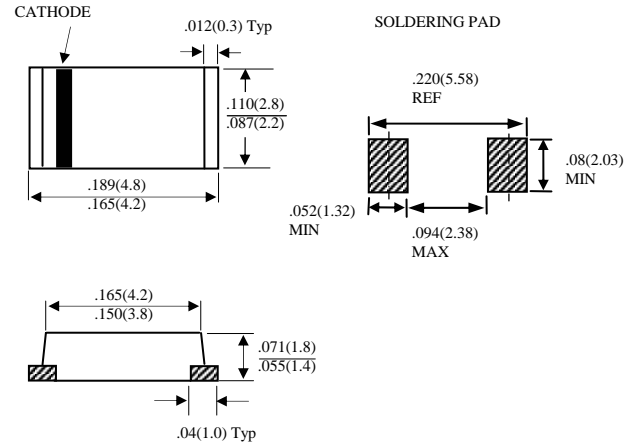
SK32A-LFR THRU SK310A-LFR

FEATURES

- FOR SURFACE MOUNTED APPLICATIONS
- LOW PROFILE PACKAGE
- BUILT-IN STRAIN RELIEF
- EASY PICK AND PLACE
- PLASTIC MATERIAL USED CARRIES UNDERWRITERS LABORATORY CLASSIFICATION 94 V-0
- EXTREMELY LOW VF
- MAJORITY CARRIER CONDUCTION
- HIGH TEMPERATURE SOLDERING: 250°C /10 SECONDS AT TERMINALS
- ROHS

MECHANICAL DATA

- CASE: THIN SMA, DIMENSIONS IN INCHES AND (MILLIMETERS)
- TERMINALS: SOLDER PLATED
- POLARITY: INDICATED BY CATHODE BAND
- WEIGHT: 0.05 GRAMS



MAXIMUM RATINGS AND ELECTRICAL CHARACTERISTICS RATINGS AT 25°C AMBIENT TEMPERATURE UNLESS OTHERWISE SPECIFIED SINGLE PHASE, HALF WAVE, 60 HZ, RESISTIVE OR INDUCTIVE LOAD. FOR CAPACITIVE LOAD, DERATE CURRENT BY 20%

RATINGS	SYMBOL	SK32A-LF R	SK33A-LF R	SK34A-LF R	SK35A-LFR	SK36A-LF R	SK38A-LF R	SK310A-LF R	UNITS
MAXIMUM RECURRENT PEAK REVERSE VOLTAGE	V_{RRM}	20	30	40	50	60	80	100	V
MAXIMUM RMS VOLTAGE	V_{RMS}	14	21	28	35	42	56	70	V
MAXIMUM DC BLOCKING VOLTAGE	V_{DC}	20	30	40	50	60	80	100	V
MAXIMUM AVERAGE FORWARD RECTIFIED CURRENT SEE FIG.1	I_O	3.0							A
MAXIMUM OVERLOAD SURGE 8.3ms SINGLE HALF SINE-WAVE	I_{FSM}	80							A
STORAGE TEMPERATURE RANGE	T_{STG}	-55 TO + 150							°C
OPERATING TEMPERATURE RANGE	T_{OP}	-55 TO + 125				-55 TO + 150			°C

ELECTRICAL CHARACTERISTICS ($A_T T_A = 25^\circ\text{C}$ UNLESS OTHERWISE NOTED)

CHARACTERISTICS	SYMBOL	SK32A-LF R	SK33A-LF R	SK34A-LF R	SK35A-LFR	SK36A-LF R	SK38A-LF R	SK310A-LF R	UNITS	
MAXIMUM FORWARD VOLTAGE AT 3.0A AC AND 25°C	V_F	0.55			0.70		0.85		V	
MAXIMUM REVERSE CURRENT AT 25°C	I_R	0.5								mA
MARKING		SK32 or SS32	SK33 or SS33	SK34 or SS34	SK35 or SS35	SK36 or SS36	SK38 or SS38	K310 or S310		

RATINGS AND CHARACTERISTIC CURVE SK32A-LFR THRU SK310A-LFR

FIG. 1 - FORWARD CURRENT DERATING CURVE

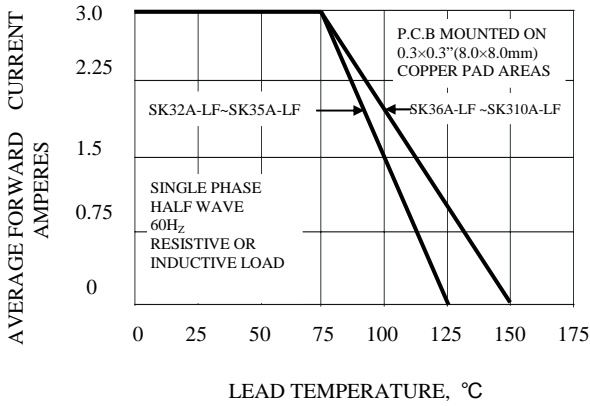


FIG. 2 - TYPICAL INSTANTANEOUS FORWARD CHARACTERISTICS

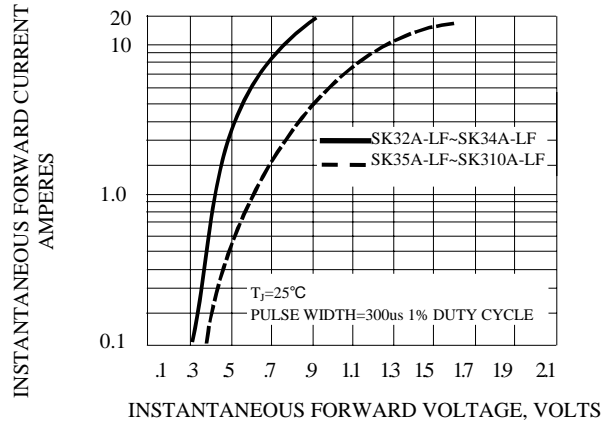


FIG. 3A - TYPICAL REVERSE CHARACTERISTICS

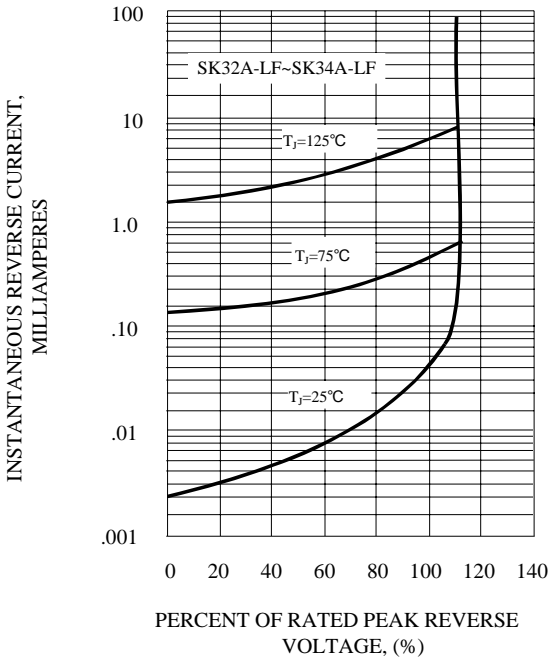


FIG. 3B - TYPICAL REVERSE CHARACTERISTICS

