



TAI-SAW TECHNOLOGY CO., LTD.

No. 3, Industrial 2nd Rd., Ping-Chen Industrial District,
Taoyuan, 324, Taiwan, R.O.C.

TEL: 886-3-4690038 FAX: 886-3-4697532

E-mail: tstsales@mail.taisaw.com Web: www.taisaw.com

Approval Sheet For Product Specification

Issued Date:

Product Name: 464MHz IF SAW Filter (BW=3.5 MHz)

TST Parts No.: TB0360A

Customer Parts No.: _____

Company: _____
Division: _____
Approved by : _____
Date: _____

Checked by: Andy Yu *Andy Yu*

Approval by: Francis Chen *Francis Chen*

Date: 2008/08/12



TAI-SAW TECHNOLOGY CO., LTD.

No.3, Industrial 2nd Rd., Ping-Chen Industrial District, Taoyuan, Taiwan, R.O.C.

TEL: 886-3-4690038 FAX: 886-3-4697532

E-mail: tstsales3@mail.taisaw.com Web: www.taisaw.com

SAW Filter 464MHz (SMD 5×7 mm)

Model No.: TB0360A

Rev. No.:3.0

A. MAXIMUM RATING:

1. Operating Temperature: -40 °C ~ 85 °C
2. Storage Temperature: -45 °C ~ +85 °C

RoHS Compliant
Lead free
Lead-free soldering

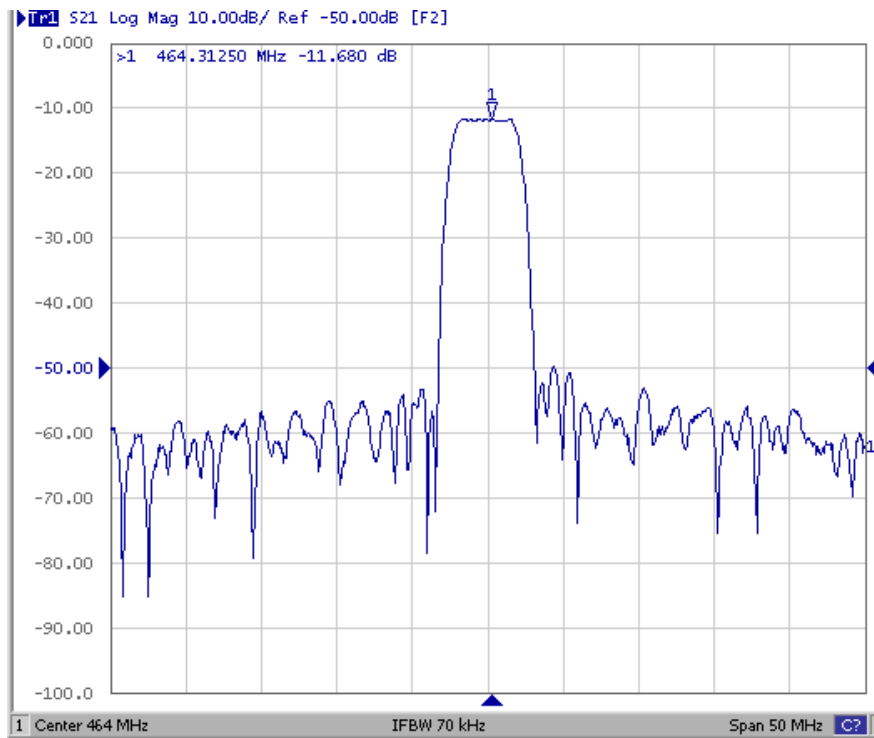
B. Characteristics :

1. Ambient Temperature: 25 °C

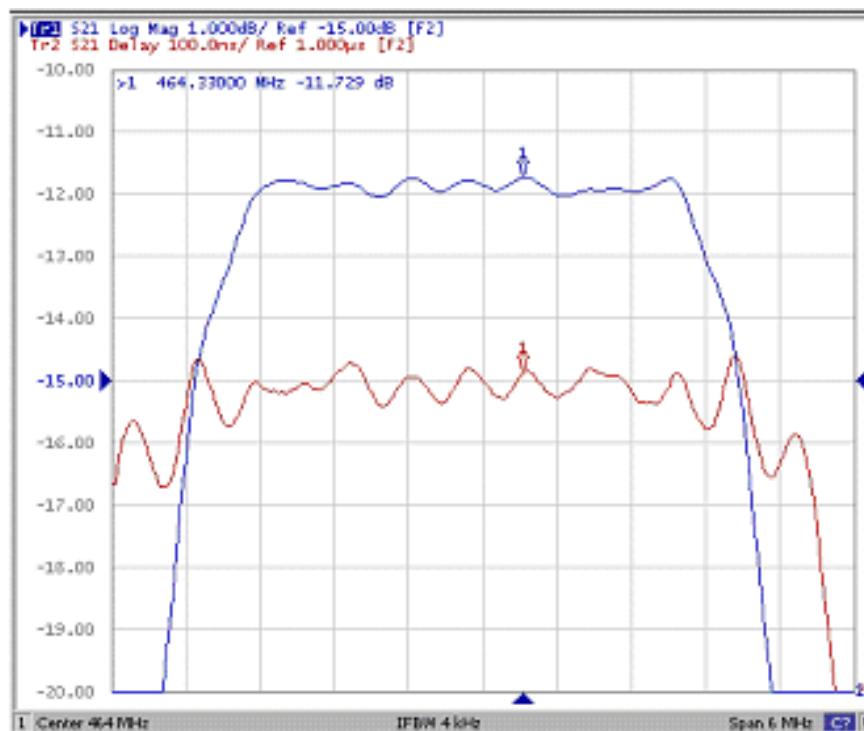
Characteristics	Value			Note
	Min.	Typ.	Max.	
Center frequency F_c MHz	-	464	-	-
Minimum Insertion loss I.L. dB	-	11.7	13	-
1 dB Bandwidth MHz	3.4	3.68	3.9	-
Amplitude Ripple (462.5~466.5MHz) dB	-	0.4	1.0	-
Group Delay Ripple(462.5~466.5MHz) nsec	-	65	120	-
Return loss within PB dB	10	13	-	-
Relative attenuation	50	60	-	
$F_c - 200\text{MHz} \dots F_c - 96\text{MHz}$ dB	45	53	-	
$F_c - 96\text{MHz} \dots F_c - 47\text{MHz}$ dB	38	42	-	
$F_c - 47\text{MHz} \dots F_c - 3.5\text{MHz}$ dB	35	38	-	
$F_c + 3.5\text{MHz} \dots F_c + 192\text{MHz}$ dB	50	67	-	
Temperature Coefficient ppm/°C*2	-	0.032	-	

C. Frequency Characteristics :

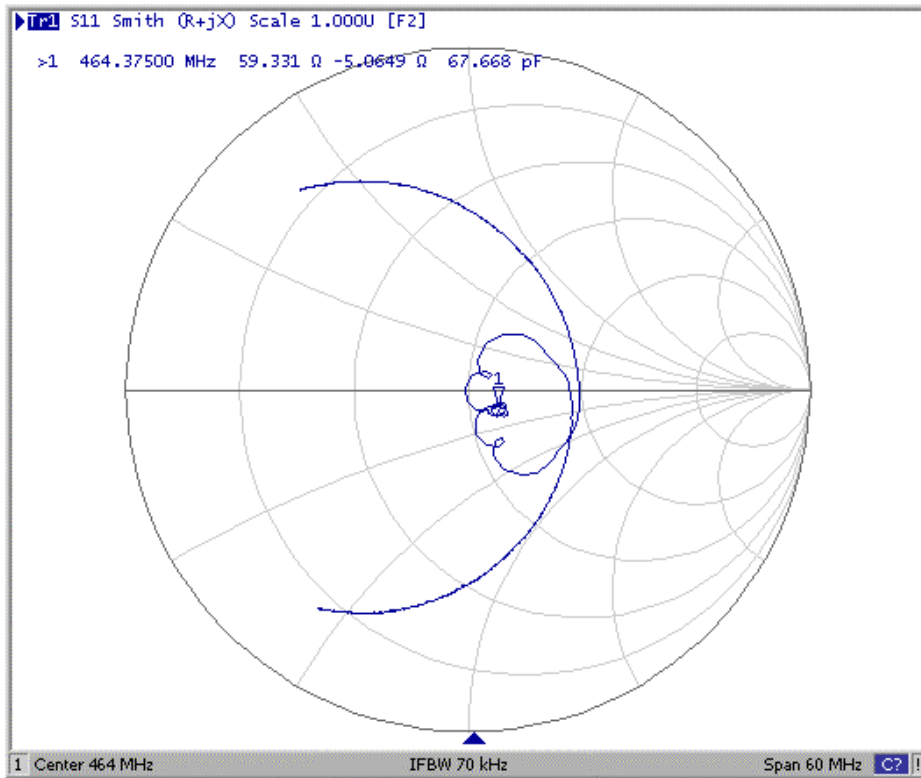
(1) Frequency Response: (span 50MHz)



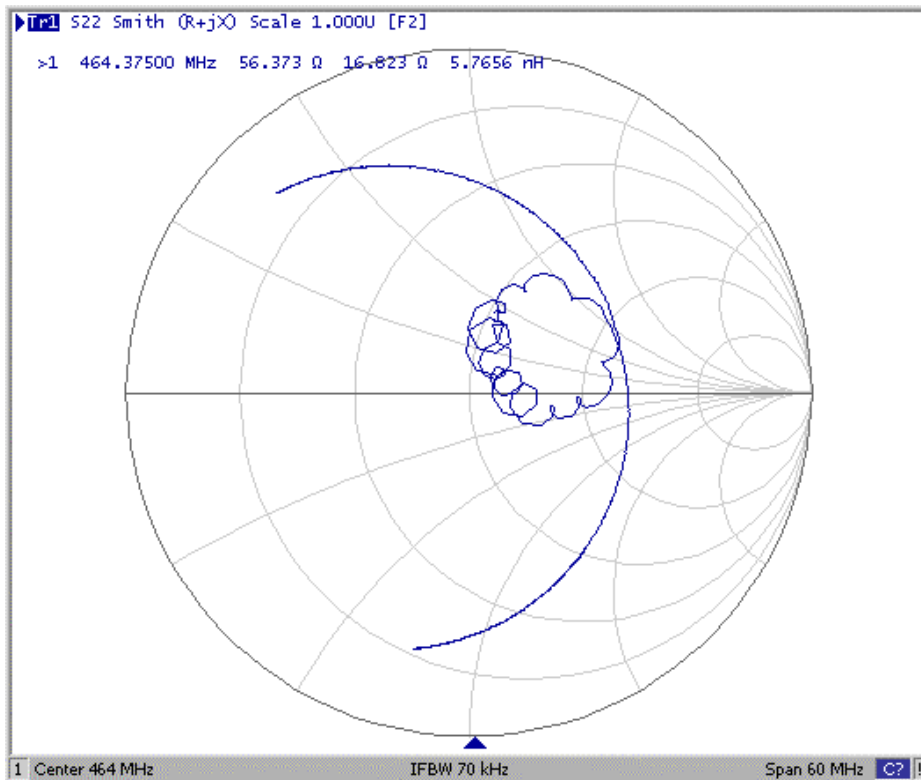
(2) Passband response and Group Delay Variation: (span 6MHz)



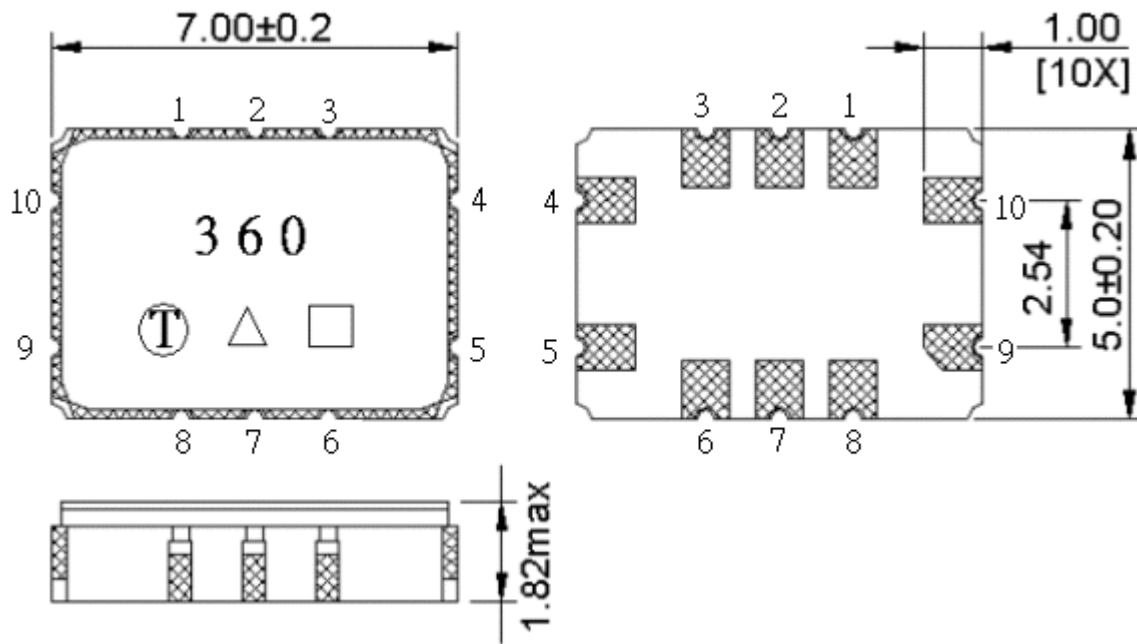
(3)S11 Smith-Chart: (span 60MHz)



(4)S22 Smith-Chart: (span 60MHz)



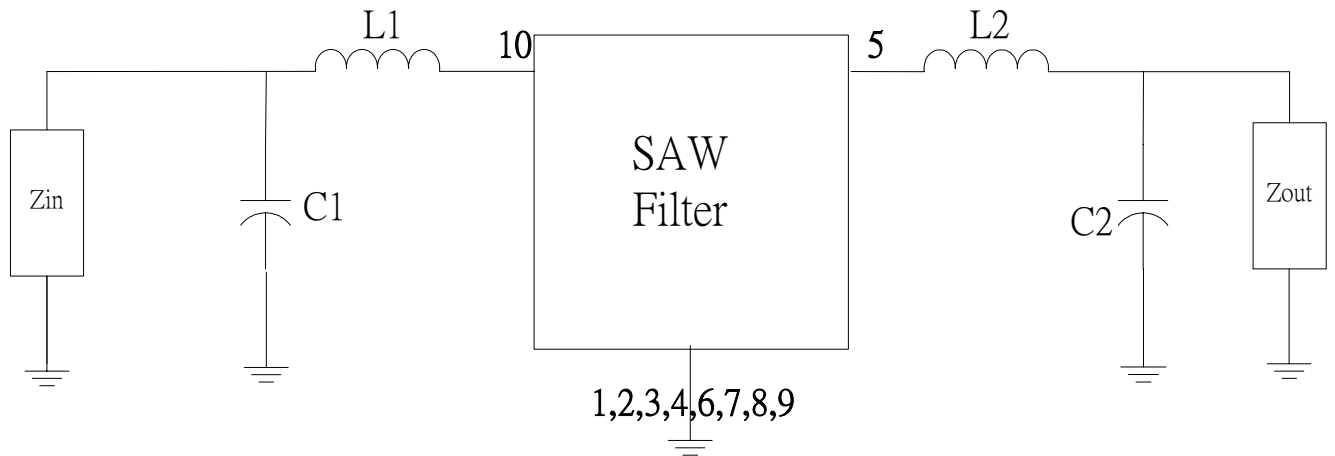
D. Outline Drawing:



- Pin 10 : Input
- Pin 5: Output
- Pin 1, 2, 3, 4, 6, 7, 8, 9 : To be Ground
- : date code
- Unit : mm
- △ : Product / Year Code

Year	2005 2009	2006 2010	2007 2011	2008 2012
Product Code	B	b	<u>B</u>	<u>b</u>

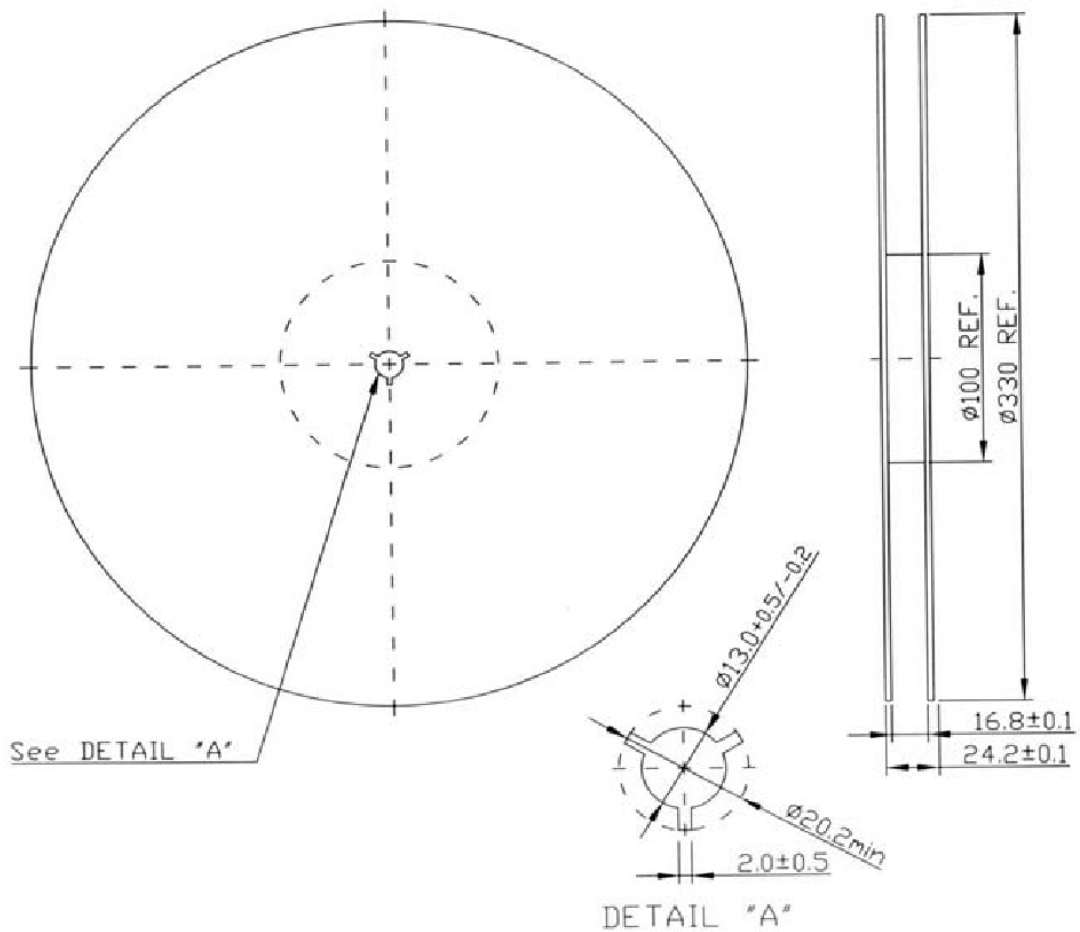
E. Matching Circuit:



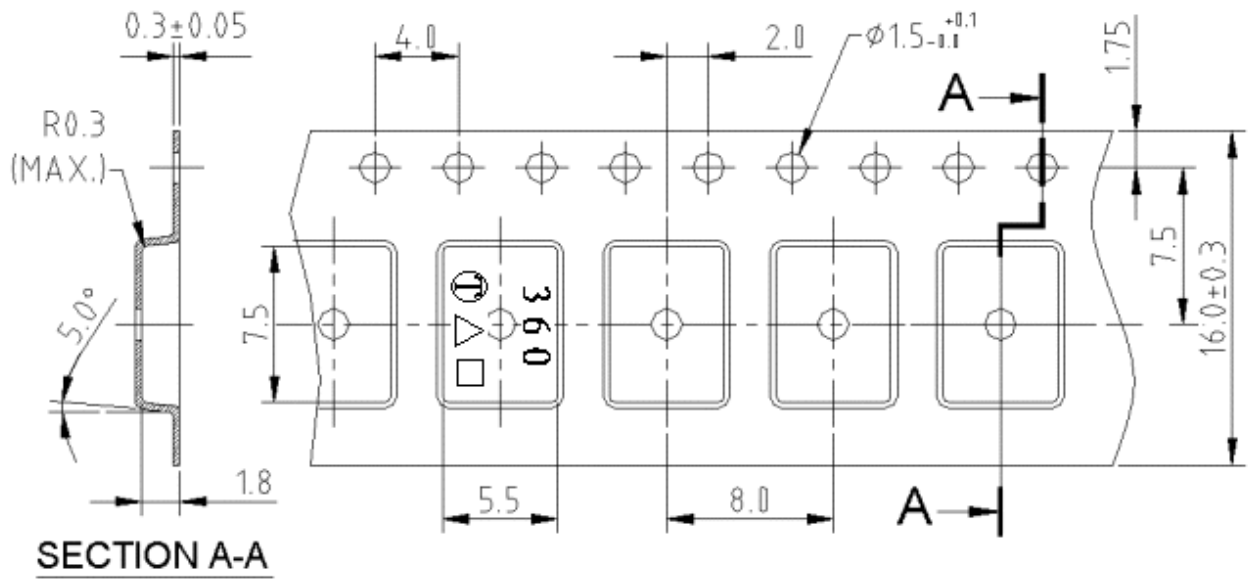
$L1=18\text{nH}; C1=18\text{pF}; L2=24\text{nH}; C2=15\text{pF}$

F. Packing:

(1). REEL DIMENSION:



(2). TYPE DIMENSION:



G. Recommended Reflow Profile:

