

Protection in Portable Electronics Applications.

FEATURES

- 200 Watts peak pulse power ($t_p=8/20\mu s$)
- Transient protection for high-speed data lines to IEC 61000-4-2(ESD) 15kV(Air), 8kV(Contact) IEC 61000-4-4(EFT) 40A($t_p=5/50ns$) IEC 61000-4-5(Lightning) 24A($t_p=8/20\mu s$)
- Protects four I/O lines.
- Low clamping voltage.
- Low operating and leakage current.
- Small package for use in portable electronics.

APPLICATIONS

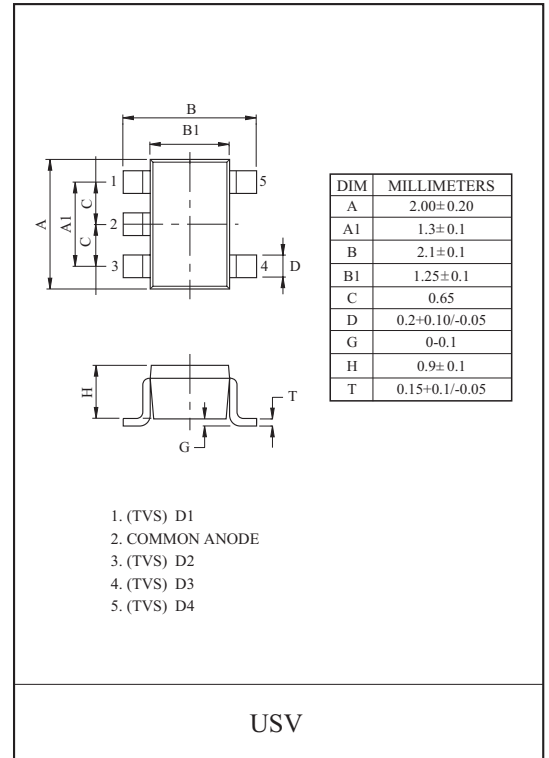
- Cellular Phone Handsets and Accessories.
- Cordless Phones.
- Personal Digital Assistants (PDA's)
- Notebooks, desktops PC, & servers.
- Portable Instrumentation.
- Set-Top Box, DVD Player.
- Digital Camera.

MAXIMUM RATING ($T_a=25^\circ C$)

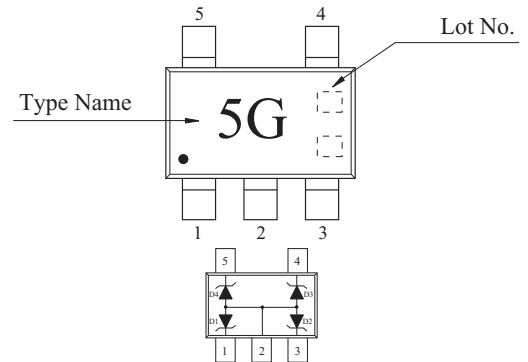
CHARACTERISTIC	SYMBOL	RATING	UNIT
Peak Pulse Power ($t_p=8/20\mu s$)	P_{PK}	200	W
Peak Pulse Current ($t_p=8/20\mu s$)	I_{PP}	24	A
Operating Temperature	T_j	-55 ~ 150	$^\circ C$
Storage Temperature	T_{stg}	-55 ~ 150	$^\circ C$

ELECTRICAL CHARACTERISTICS ($T_a=25^\circ C$)

CHARACTERISTIC	SYMBOL	TEST CONDITION	MIN.	TYP.	MAX.	UNIT
Reverse Stand-Off Voltage	V_{RWM}	-	-	-	5	V
Reverse Breakdown Voltage	V_{BR}	$I_r=1mA$	6	-	-	V
Reverse Leakage Current	I_R	$V_{RWM}=5V$	-	-	10	μA
Clamping Voltage	V_C	$I_{PP}=1A, t_p=8/20\mu s$	-	-	9.5	V
		$I_{PP}=24A, t_p=8/20\mu s$	-	-	12.5	
Junction Capacitance	C_j	$V_R=0V, f=1MHz$ Between I/O Pins and GND	-	150	175	pF

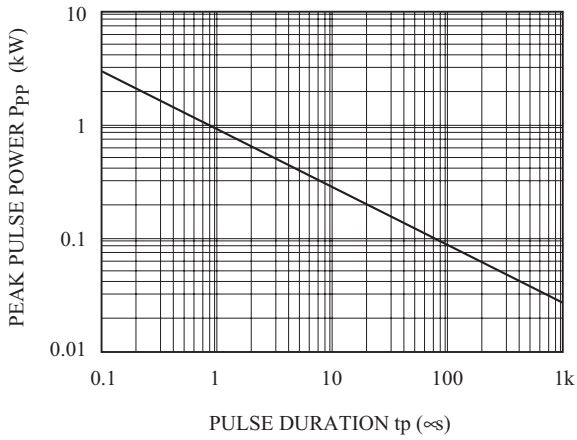


Marking

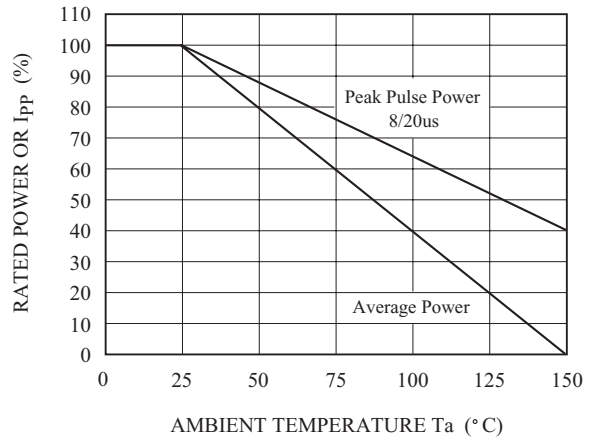


PG05GBUSV

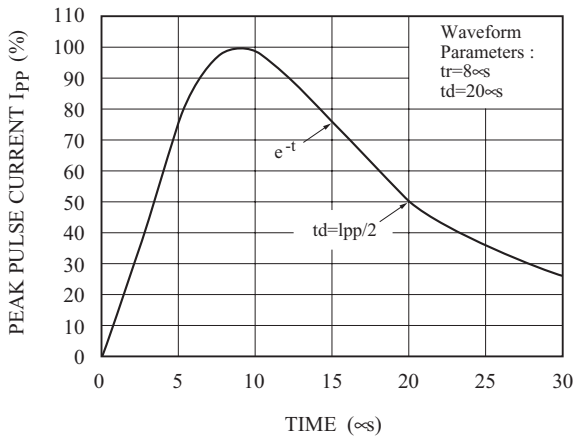
NON-REPETITIVE PEAK PULSE
POWER VS. PULSE TIME



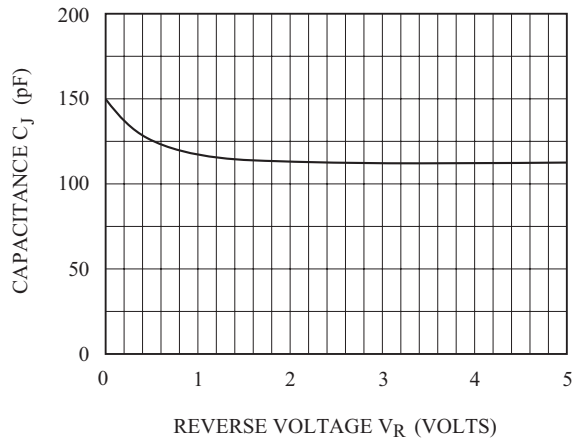
POWER DERATION CURVE



PULSE WAVEFORM



$C_J - V_R$



CLAMPING VOLTAGE VS.
PEAK PULSE CURRENT

