

FUSES

Resettable fuses

PFME

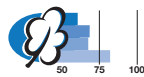
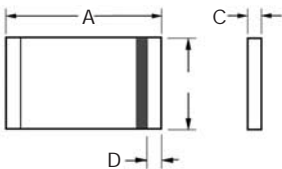
Surface Mount PTC-Fuses Type PFME

5,3 x 11,5 mm
fast tripping
Packaged per EIA 481-1

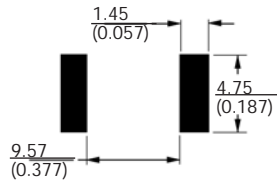
100 °C trip temperature
Agency recognition:
UL, CSA, TÜV



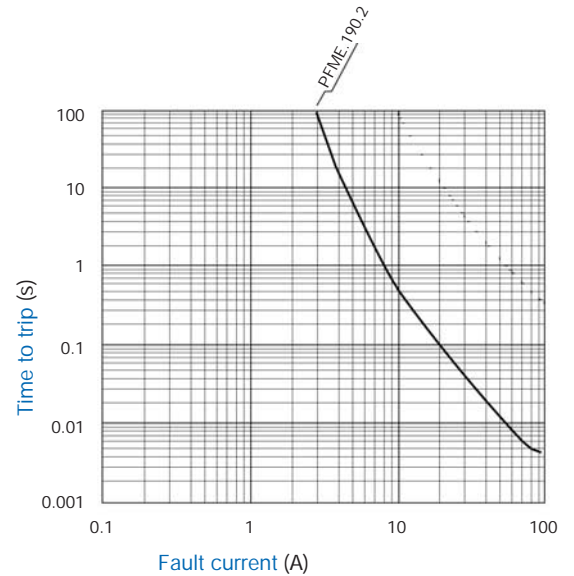
Dimensions



Solder pad layouts



Typical Time to Trip at 23 °C

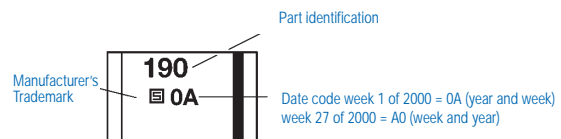


Applications

- battery cell protection

Typical Part Marking

Layout may vary



Environmental Characteristics

Operating/Storage Temperature	-40 °C to +85 °C	
Maximum Device Surface Temperature in Tripped State	125 °C	
Passive Aging	+85 °C, 1000 hours	± 5% typ. resist. change
Humidity Aging	+85 °C, 85% R.H. 1000 hours	± 5% typ. resist. change
Thermal Shock	+85 °C/-40 °C 20 times	±10% typ. resist. change
Solvent Resistance	MIL-STD-202, Method 215	No change
Vibration	MIL-STD-883C, Method 2007.1, Condition A	No change

Test Procedures And Requirements For Model PFME Series

Test	Test Conditions	Accept/Reject Criteria
Visual/Mech.	Verify dimensions and materials	Per MF physical description
Resistance	In still air @ 23 °C	$R_{min} \leq R \leq R_{max}$
Time to Trip	At specified current, V_{max} 23 °C	$T \leq \text{max. time to trip (sec.)}$
Hold Current	30 min. at I_{hold}	No trip
Trip Cycle Life	V_{max} , I_{max} , 100 cycles	No arcing or burning
Trip Endurance	V_{max} , 48 hours	No arcing or burning

Electrical Characteristics

Type	I _{max} A	V _{max} V	I _{hold}	I _{trip}	Initial Resistance	1 Hour (R1) Post-Reflow Resistance	Max. Time to trip at 23 °C/8A		Tripped Power Dissipation
			Amperes at 23 °C		Ohms at 23 °C		Amperes	Seconds	Watts at 23 °C
			Hold	Trip	R _{min.}	R _{1 max.}	at 23 °C	at 23 °C	
PFME.190.2	100	16	1.9	3.8	0.017	0.08	10	2.0	1.5

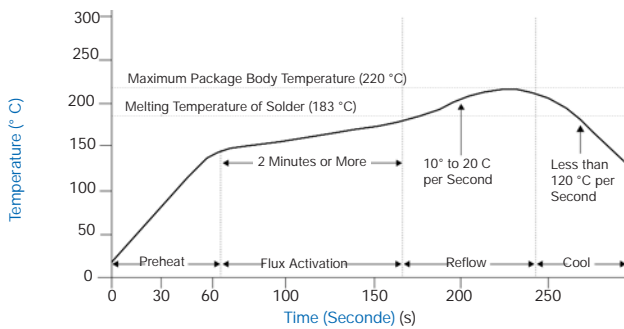
Dimensions

Type	A		B		C		D	
	min.	max.	min.	max.	min.	max.	min.	max.
PFME.190.2	11.15 (0.439)	11.51 (0.453)	4.83 (0.190)	5.33 (0.210)	0.33 (0.013)	0.63 (0.025)	0.53 (0.021)	1.02 (0.040)

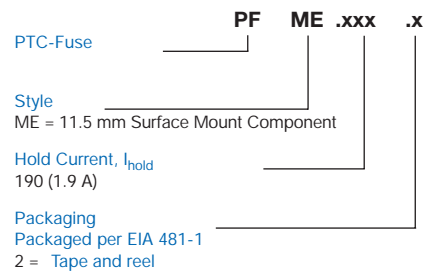
Packaging: 2000 pcs. per reel

Dimensions in mm/inches

Soldering Profile



How To Order



Note

- PFME models can be wave soldered and reworked.

Thermal Derating Chart-I_{hold} (Amps)

Type	Ambient Operating Temperature								
	-40 °C	-20 °C	0 °C	23 °C	40 °C	50 °C	60 °C	70 °C	85 °C
PFME.190.2	3.04	2.7	2.2	1.9	1.44	1.23	1.00	0.78	0.49