


# Thick Film Chip Resistors

NRC Series

## FEATURES

- EIA STANDARD SIZING 0201(1/20W), 0402(1/16W), 0603(1/10W), 0805(1/8W), 1206(1/4W), 1210(1/3W), 2010(3/4W) AND 2512(1W)
- METAL GLAZED THICK FILM ON HIGH PURITY ALUMINA SUBSTRATE (CERMET) PROVIDES UNIFORM QUALITY AND HIGH RELIABILITY
- DOUBLE GLASS OVERCOAT ASSURES STRONG MECHANICAL CONTRUCTION AND LONG LIFE, NICKEL BARRIER PREVENTS LEACHING
- ALL SIZES ARE AVAILABLE IN TAPE/REEL FOR AUTOMATIC MOUNTING
- BOTH FLOW SOLDER AND REFLOW SOLDERING ARE APPLICABLE
- ZERO OHM (JUMPER) CHIP IS AVAILABLE
- TRIMMABLE TYPE AVAILABLE \*4



SURFACE MOUNT

Type	EIA Size	Power Rating at 70°C	Max.*1 Working Voltage	Max.*2 Overload Voltage	Resistance Tolerance (Code)	Temperature Coefficient (ppm/°C)	Resistance Range (Ω)	Resistance Value	Operating Temperature Range (°C)
NRC02	0201	1/20 (0.05) W	25V	50V	±5% (J)	±200	10 ~ 1M	E-24	-55 ~ +125
					±10% (K)			E-12	
NRC04	0402	1/16 (0.063) W	25V	50V	±1% (F)	±200	10 ~ 1M	E96	-55 ~ +125
					±5% (J)			E24	
					±5% (J)	±350	1.0~9.1Ω & 1.1M~10MΩ *3	E24	
NRC06	0603	1/10 (0.10) W	50V	100V	±1% (F)	±100	10 ~ 1M	E96	-55 ~ +150
					±2% (G), ±5% (J)	±200		E24	
					±5% (J)	±350	1.0~9.1Ω & 1.1M~10MΩ *3	E24	
					±1% (F)	±100	10 ~ 1M & 1.1~24MΩ *3	E96	
NRC10	0805	1/8 (0.125) W	150V	200V	±2% (G), ±5% (J)	±200	10 ~ 1M	E24	-55 ~ +175
					±5% (J)	±350		E24	
					±1% (F)	±100	1.0~9.1Ω & 1.1M~10MΩ *3	E96	
					±5% (J)	±350	1.0~9.1Ω & 1.1M~10MΩ *3	E24	
NRC12	1206	1/4 (0.25) W	200V	400V	±1% (F)	±100	10 ~ 1M	E96	-55 ~ +175
					±2% (G), ±5% (J)	±200		E24	
					±5% (J)	±350	1.0~9.1Ω & 1.1M~10MΩ *3	E24	
NRC25	1210	1/3 (0.33) W	200V	400V	±1% (F)	±100	10 ~ 1M	E96	-55 ~ +175
					±5% (J)	±250		E24	
					±5% (J)	±350	1.0~9.1Ω & 1.1M~10MΩ *3	E24	
NRC50	2010	3/4 (.75) W	200V	400V	±1% (F)	±100	10 ~ 1M	E96	-55 ~ +175
					±5%	±250		E24	
					±5%	±350	1.0~9.1Ω & 1.1M~10MΩ *3	E24	
NRC100	2512	1W	250V	500V	±1% (F)	±100	10 ~ 1M	E96	-55 ~ +175
					±5% (J)	±250		E24	
					±5% (J)	±350	1.0~9.1Ω *3	E24	
NRC02ZO	0201	Zero Ohm Jumper			Rated Current 0.5A max. (0.05Ω max. DC Resistance)			-55 ~ +125	
NRC04ZO	0402		Rated Current 1.0A max. (0.05Ω max. DC Resistance)			-55 ~ +125			
NRC06ZO	0603		Rated Current 1.0A max. (0.05Ω max. DC Resistance)			-55 ~ +150			
NRC10ZO	0805		Rated Current 2.0A max. (0.05Ω max. DC Resistance)			-55 ~ +175			
NRC12ZO	1206		Rated Current 2.0A max. (0.05Ω max. DC Resistance)						
NRC25ZO	1210		Rated Current 2.0A max. (0.05Ω max. DC Resistance)						
NRC50ZO	2010		Rated Current 2.0A max. (0.05Ω max. DC Resistance)						
NRC100ZO	2512		Rated Current 2.0A max. (0.05Ω max. DC Resistance)						

Note \*1 - Maximum allowable continuous Working Voltage for all resistors is the lower of the two values: "Maximum Working Voltage" as specified above (or)

$$\sqrt{\text{Power rating (Watts)} \times \text{Resistance (Ohms)}}$$

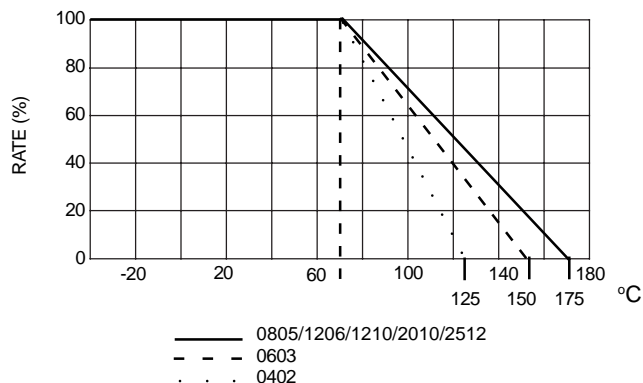
Note \*2 - Maximum allowable Overload voltage is two times the Maximum Working Voltage (see Note \*1 above).

Note \*3 - Made to order. Contact NIC for leadtime.

Note \*4 - Please contact NIC for availability of laser trimmable versions of 0805 and 1206 sizes parts.

Note \*5 - Please note, NIC's NRC series products are capable of meeting the following specifications: JIS-C 5202, EIAJ RC-2690, EIA575, EIA PDP-100, MIL-R-5542D and UL94V-0.

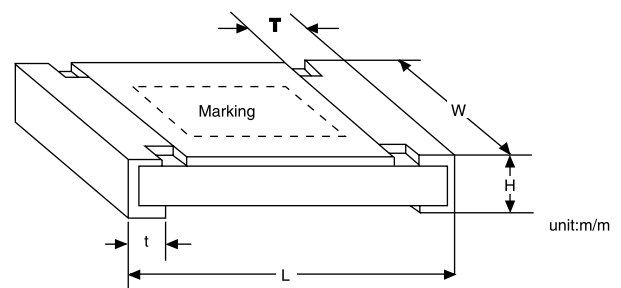
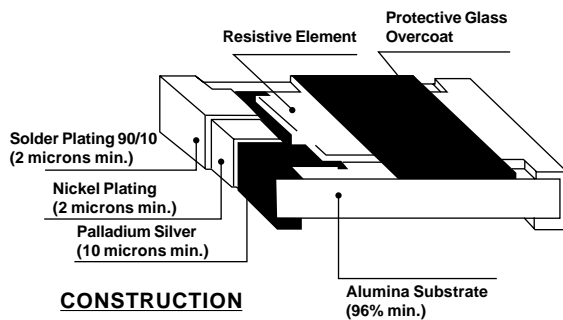
**Power Derating Curve:** For operation above 70°C, power rating must be derated according to the following chart:



## DIMENSIONS (mm)

Type	Power Rating	EIA Size	L	W	H	T	t	
NRC02	1/20W	0201	0.6±0.03	0.3±0.03	0.25±0.05	0.1±0.05	0.15±0.05	
NRC04	1/16W	0402	1.0 <sup>+0.1</sup> -0.05	0.5 <sup>+0.1</sup> -0.05	0.35 ±0.05	0.2 ±0.1	0.25 <sup>+0.5</sup> -0.1	
NRC06	1/10W	0603	1.6 ±0.15	0.8 ±0.15	0.45 ±0.1	0.3 ±0.2	0.2 <sup>+0.2</sup> -0.1	
NRC10	1/8W	0805	2.0 ±0.2	1.25 ±0.1	0.5 ±0.1	0.4 ±0.2	0.2 <sup>+0.2</sup> -0.1	
NRC12	1/4W	1206	3.1 ±0.15	1.55 ±0.15	0.55 ±0.1	0.5 ±0.2	0.5 ±0.25	
NRC25	1/3W	1210	3.1 ±0.15	2.65 ±0.15	0.55 ±0.1	0.5 ±0.2	0.5 ±0.25	
NRC50	3/4W	2010	5.0 ±0.15	2.50 ±0.15	0.55 ±0.1	1.0 ±0.2	0.5 ±0.25	
NRC100	1W	2512	6.4 ±0.2	3.2 ±0.15	0.55 ±0.1	1.3 ±0.2	0.6 ±0.3	
NRC02ZO	JUMPER	0201	Same as NRC02					
NRC04ZO	JUMPER	0402	Same as NRC04					
NRC06ZO	JUMPER	0603	Same as NRC06					
NRC10ZO	JUMPER	0805	Same as NRC10					
NRC12ZO	JUMPER	1206	Same as NRC12					
NRC25ZO	JUMPER	1210	Same as NRC25					
NRC50ZO	JUMPER	2010	Same as NRC50					
NRC100ZO	JUMPER	2512	Same as NRC100					

SURFACE MOUNT



## Marking (No marking on 0201 and 0402 size).

1. For **24 Series** ( $\pm 5\%$ -J, (STD),  $\pm 2\%$ -G, (OPT.), Tolerances In 0603, 0805, 1206, 1210, 2010 and 2512 sizes:

**3 DIGIT SYSTEM** - First two digits are significant and third digit is multiplier, "R" indicates decimal on values under 10 ohms.

Examples: 1R0 = 1.0 ohms      102 = 1k ohms      470 = 47 ohms      103 = 10k ohms  
 101 = 100 ohms      104 = 100k ohms      105 = 1 megohms

2. For **E-96 Series** ( $\pm 1\%$ -F Tolerance) in 0805, 1206 and 1210 sizes:

**4 DIGIT SYSTEM** - First 3 digits are significant and fourth digit is multiplier, "R" indicates decimal on values under 100 ohms.

Examples: 10R0 = 10 ohms      1003 = 100 kohms      1000 = 100 ohms  
 1004 = 1 megohms      1001 = 1k ohms      1052 = 10.5k ohms  
 1002 = 10k ohms      2213 = 221k ohms

3. For **E-96 Series** ( $\pm 1\%$  -F Tolerance) in 0603 size

**3 DIGIT SYSTEM** (Due to space restrictions)

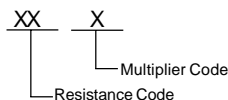
## STANDARD E-12, E-24, E-96 VALUES AND 0603 RESISTANCE CODES (available values)

E-12		E-24		E-96							
Value	Code	Value	Code	Value	Code	Value	Code	Value	Code	Value	Code
10		100	01	100	01	102	02	105	03	107	04
12		110	05	110	05	113	06	115	07	118	08
15		120	09	120	09	124	10	127	11	130	12
18		130	13	130	13	137	14	140	15	143	16
22		150	17	147	17	150	18	154	19	158	20
27		160	21	162	21	165	22	169	23	174	24
33		180	25	178	25	182	26	187	27	191	28
39		200	29	196	29	200	30	205	31	210	32
47		220	33	215	33	221	34	226	35	232	36
56		240	37	237	37	243	38	249	39	255	40
68		270	41	261	41	267	42	274	43	280	44
82		300	45	287	45	294	46	301	47	309	48
91		330	49	316	49	324	50	332	51	340	52
		360	53	348	53	357	54	365	55	374	56
		390	57	383	57	392	58	402	59	412	60
		430	61	422	61	432	62	442	63	453	64
		470	65	464	65	475	66	487	67	499	68
		510	69	511	69	523	70	536	71	549	72
		560	73	562	73	576	74	590	75	604	76
		620	77	619	77	634	78	649	79	665	80
		680	81	681	81	698	82	715	83	732	84
		750	85	750	85	768	86	787	87	806	88
		820	89	825	89	845	90	866	91	887	92
		910	93	909	93	931	94	953	95	976	96

### MULTIPLIER CODE

Code	A	B	C	D	E	F	G	H	X	Y	Z
Multiplier	10 <sup>0</sup>	10 <sup>1</sup>	10 <sup>2</sup>	10 <sup>3</sup>	10 <sup>4</sup>	10 <sup>5</sup>	10 <sup>6</sup>	10 <sup>7</sup>	10 <sup>-1</sup>	10 <sup>-2</sup>	10 <sup>-3</sup>

### CODING FORMULA



Example:  $10.2k\Omega = \frac{102}{02} \times 10^2 \Omega = 02C$

$33.2 \Omega = \frac{332}{51} \times 10^{-1} = 51X$

### MARKING EXAMPLES

10 $\Omega$  = 01X  
 7.5k  $\Omega$  = 85B  
 150k  $\Omega$  = 18D  
 1 Meg $\Omega$  = 01E



## TAPING SPECIFICATIONS

### (1) Availability

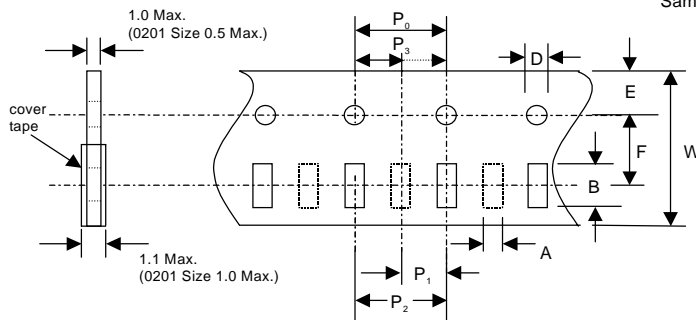
Type	Power Rating	EIA Size	Carrier Tape			Q'ty per 7" Reel (pcs)	Q'ty per 10" Reel (pcs)
			Fig	Material	Width (mm)		
NRC02	1/20W	0201	A	Paper	8	10,000	N/A
NRC04	1/16W	0402	A	Paper	8	10,000	N/A
NRC06	1/10W	0603	A	Paper	8	5,000	10,000
NRC10	1/8W	0805	A	Paper	8	5,000	10,000
NRC12	1/4W	1206	A	Paper	8	5,000	10,000
NRC25	1/3W	1210	B	Paper	12	4,000	N/A
NRC04Z0	JUMPER	0402	A	Paper	8	10,000	N/A
NRC06Z0	JUMPER	0603	A	Paper	8	5,000	N/A
NRC10Z0	JUMPER	0805	A	Paper	8	5,000	10,000
NRC12Z0	JUMPER	1206	A	Paper	8	5,000	10,000
NRC25Z0	JUMPER	1210	B	Paper	12	4,000	N/A

### (2) PAPER TAPE DIMENSIONS (mm)

FIG. A

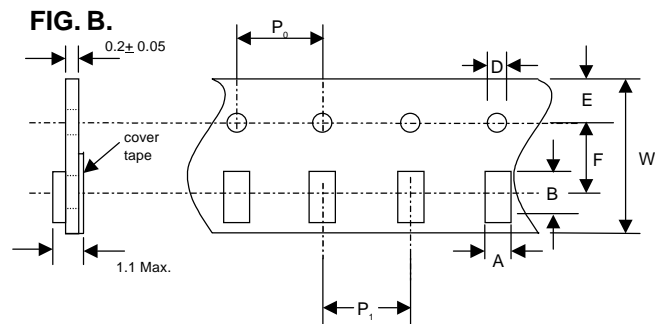
Type	EIA Size	A	B	D	E	F	P <sub>0</sub>	P <sub>1</sub>	P <sub>2</sub>	P <sub>3</sub>	W
NRC02*	0201	0.41 ± 0.1	0.71 ± 0.1	1.5 ± 0.1	1.75 ± 0.1	3.5 ± 0.05	4.0 ± 0.1	2.0 ± 0.1	N/A	4.0 ± 0.1	8.0 ± 0.2
NRC04*	0402	0.65 ± 0.1	1.15 ± 0.1					2.0 ± 0.05			
NRC06*	0603	1.135 ± 0.05	1.95 ± 0.05					N/A	4.0 ± 0.05		
NRC10*	0805	1.65 ± 0.2	2.4 ± 0.2								
NRC12*	1206	2.0 ± 0.2	3.6 ± 0.2								
NRC25*	1210	2.9 ± 0.2	3.6 ± 0.2								

\* Same for JUMPER (Z0) types.



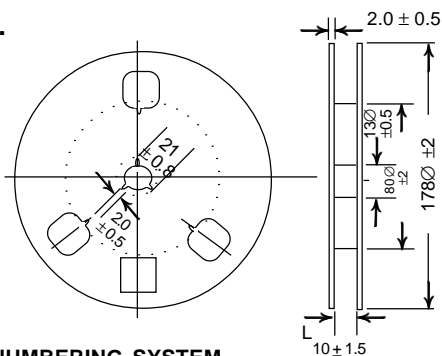
### (3) EMBOSSED PLASTIC TAPE SPECIFICATION

FIG. B.



### (4) REEL SPECIFICATIONS

FIG. C.



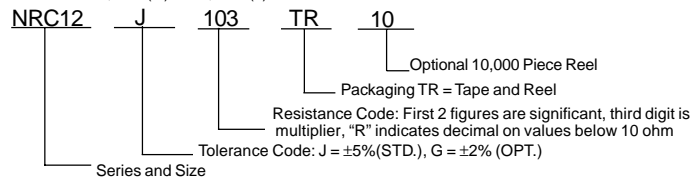
Type	EIA Size	A	B	D	E	F	P <sub>0</sub>	P <sub>1</sub>	W
NRC50*	2010	29 ± 0.1	5.4 ± 0.1	1.5 ± 0.1	1.5 ± 0.1	5.65 ± 0.05	4.0 ± 0.1	4.0 ± 0.05	12.0 ± 0.1
NRC100*	2512	3.6 ± 0.1	6.9 ± 0.1						

Type	EIA Size	L ± 1.5
NRC02*	0201	10.0
NRC04*	0402	10.0
NRC06*	0603	10.0
NRC10*	0805	10.0
NRC12*	1206	10.0
NRC25	1210	10.0
NRC50	2010	13.5
NRC100*	2512	13.5

\* Same for JUMPER (Z0) types.

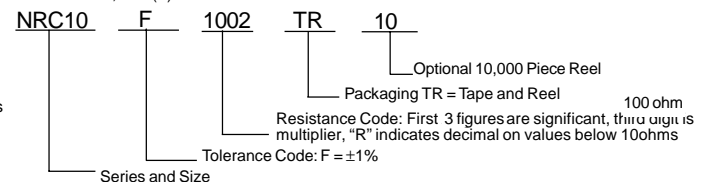
### PART NUMBERING SYSTEM

1. E-24 Series; ±2%(G) OPT., ±5%(J)STD. Tolerances



Examples of Resistance Code: 4R7 = 4.7 ohms, 100 = 10 ohms, 105 = 1 meg ohms, 101 = 100 ohms, 102 = 1K ohms, 103 = 10K ohms, 104 = 100K ohms, 105 = 1 meg ohms, 106 = 10 meg ohms

2. E-96 Series; ±1%(F) Tolerance



Examples of Resistance Code: 10R0 = 10 ohms, 47R5 = 47.5 ohms, 1000 = 100 ohms, 1001 = 1K ohms, 1002 = 10K ohms, 1003 = 100K ohms, 1004 = 1 meg ohms, 1050 = 105 ohms, 1501 = 1.5K ohms, 1052 = 10.5K ohms, 1153 = 115K ohms, 1214 = 1.2 meg ohms

