

MCO-6S

Miniature SMD Clock Oscillator
CMOS

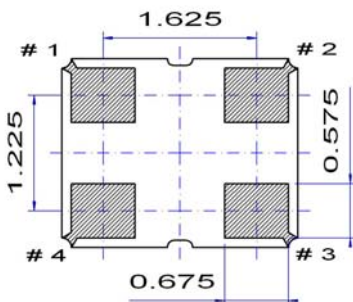
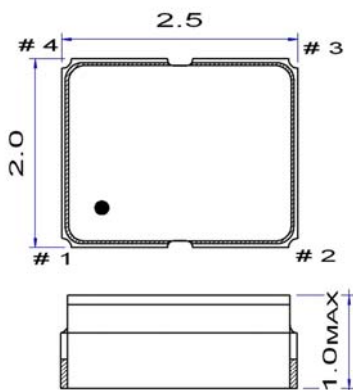
QuartzCom
the communications company



Features

- Applications: telecommunications, wireless communications
- Sub miniature package: 2.5 x 2.0 x 1.0 mm
- Frequency up to 40 MHz
- High shock and vibrational resistivity

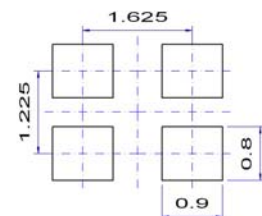
Parameter	Specification		
	MCO-6S18	MCO-6S25	MCO-6S3
Frequency range	1 ~ 40 MHz		
Standard frequencies	4.00, 12.00, 16.00, 20.00, 24.00, 32.00, 38.40 & 40.00 MHz		
Frequency stability (*)	±25 ~ ±50 ppm		
Supply voltage	+1.8 V ±5 %	+2.5 V ±5 %	+3.3 V ±5 %
Supply current	< 7 mA	< 10 mA	< 15 mA
Output signal	CMOS		
Output level	$V_{OH} \geq 0.9 \text{ Vdc}$	$V_{OL} \leq 0.1 \text{ Vdc}$	
Output load	15 pF		
Symmetry	45 ~ 55 %	@ ½ Vdc	
Rise / fall time	3 ~ 5 ns		
Tri-state function	pin #1 = high or open pin #1 = low	pin #3 → signal pin #3 → high impedance	
Operating temperature range	-20 ~ +70 °C -40 ~ +85 °C	commercial application industrial application	
Storage temperature range	-55 ~ +125 °C		
Packaging units	tape & reel	1'000 or 2'500 pieces	
(*) All inclusive: frequency stability vs. temperature, tolerance, aging, supply & load variation			
Customer specifications on request			



Pin function

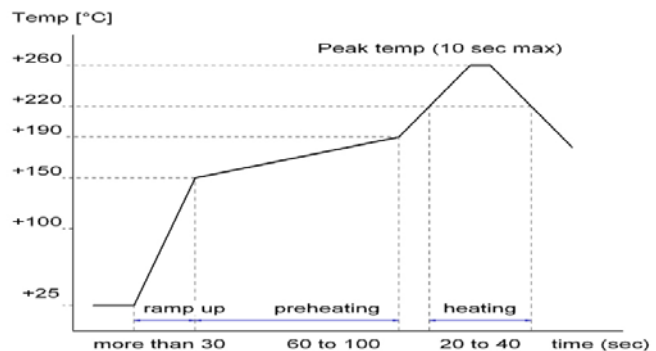
- # 1 Tri-state
- # 2 GND
- # 3 Output
- # 4 Vdc

Example for solder pattern



Do not design any conductive path between the pattern

Example for IR reflow soldering temperature



2002/95/EC RoHS compliant

31 Mar. 10