

Features

- Superminiature, High power.
- Low coil power consumption.
- PC board mounting.
- Suitable for household appliance, automation system, electronic equipment, instrument and meter, communication facilities and remote control facilities.

Ordering Information

NT73 **C** **S** **10** **DC12V** **F**
 1 2 3 4 5 6

1 Part number: NT73 (JQC-3FC)

2 Contact arrangement: A:1A; B:1B; C:1C

3 Enclosure: S: Sealed type

4 Contact Current: 5:5A; 6:6A; 10:10A; 12:12A

5 Coil rated Voltage(V): DC:3,4.5,5,6,9,12,24,36,48

6 Resistance Heat Class: NIL:130°C; F:155°C

Contact Data

Contact Arrangement	1A (SPSTNO), 1B (SPSTNC), 1C (SPDT(B-M))	
Contact Material	Ag·CdO Ag·SnO ₂	
Contact Rating (resistive)	5A,6A,10A,12A/125VAC,28VDC; 6A/277VAC; 5A,10A/250VAC	
Max. Switching Power	336W 2500VA	
Max. Switching Voltage	110VDC 380VAC	Max. Switching Current:12A
Contact Resistance or Voltage drop	≤100mΩ	Item 3.12 of IEC255-7
Operation life	Electrical	10 ⁵ Item 3.30 of IEC255-7
	Mechanical	10 ⁷ Item 3.31 of IEC255-7

Coil Parameter

Dash numbers	Coil voltage VDC		Coil resistance Ω±10%	Pickup voltage VDC(max) (75%of rated voltage)	release voltage VDC(min) (10% of rated voltage)	Coil power consumption W	Operate Time ms	Release Time ms
	Rated	Max.						
003-360	3	3.9	25	2.25	0.3	0.36	≤10	≤5
004-360	4.5	5.9	65	3.4	0.45			
005-360	5	6.5	69	3.75	0.5			
006-360	6	7.8	100	4.50	0.6			
009-360	9	11.7	225	6.75	0.9			
012-360	12	15.6	400	9.00	1.2			
024-360	24	31.2	1600	18.0	2.4			
028-360	28	36.4	2180	21.0	2.8			
036-360	36	46.8	3600	27.0	3.6			
048-360	48	62.4	6400	36.0	4.8			

- CAUTION:** 1.The use of any coil voltage less than the rated coil voltage will compromise the operation of the relay.
 2.Pickup and release voltage are for test purposes only and are not to be used as design criteria.

Ambient Temperature
Relative Humidity
Mass

-55~85°C
93% (at 40°C)
10.5g

IEC68-2-3Test Ca

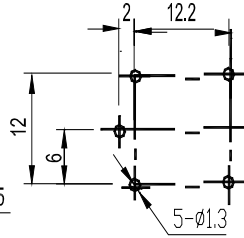
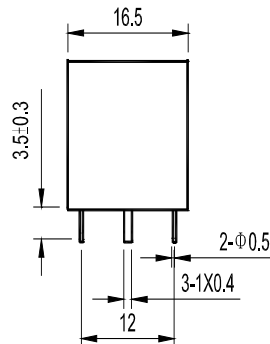
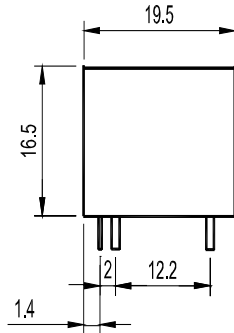
Qualification inspection:

Perform the qualification test as specified in the table IV of IEC255-19-1 and minimum sample size 24.

Safety approvals

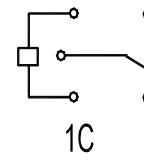
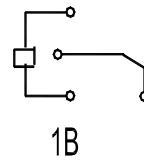
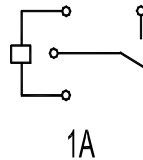
Safety approval	UL&CUR	CCEE
Load	10A/250VAC 28VDC 6A/277VAC Insulation: B-class F-class	5A/250VAC

Dimensions (Unit: mm)



Dimensions

Mounting (Bottom views)



1A

1B

1C

Wiring diagram
(Bottom views)

mm	inch
0.3	0.012
0.4	0.016
0.5	0.020
1.0	0.039
1.3	0.051
1.4	0.055
2.0	0.079
3.5	0.138
6	0.236
12	0.472
12.2	0.480
16.5	0.650
19.5	0.768

NOTES 1).Dimensions are in millimeter.

2).Inch equivalents are given for general information only.

Reference Data

