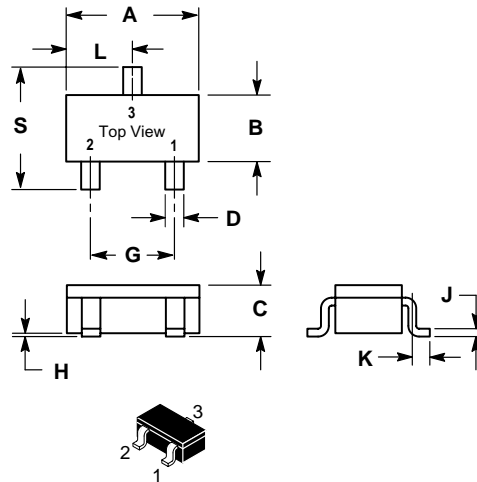


A suffix of "-C" specifies halogen & lead-free

FEATURES

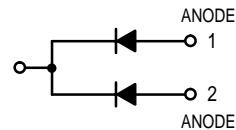
- RoHS Compliant Product
- Low Turn-on Voltage
- Fast Switching
- PN Junction Guard Ring for Transient and ESD Protection



SC-59		
Dim	Min	Max
A	2.70	3.10
B	1.30	1.70
C	1.00	1.30
D	0.35	0.50
G	1.70	2.30
H	0.00	0.10
J	0.10	0.26
K	0.20	0.60
L	1.25	1.65
S	2.25	3.00
All Dimension in mm		

MECHANICAL DATA

- Case: SOT-346 (SC-59), Molded Plastic
- Terminals: Solderable per MIL-STD-202, Method 208
- Polarity: See Diagrams Below
- Weight: 0.008 grams (approx.)
- Mounting Position: Any



SCS495D Marking : D3Q, 04F

ABSOLUTE MAXIMUM RATINGS (Ta = 25 °C)

PARAMETER	SYMBOL	LIMITS	UNIT
Peak Reverse Voltage	V_{RM}	40	V
DC Reverse Voltage	V_R	25	V
Mean Rectifying Current ¹	I_O	0.4	A
Peak Forward Surge Current ²	I_{FSM}	2	A
Junction Temperature	T_J	125	°C
Operating Temperature	T_{OPR}	- 30 ~ + 85	°C
Storage Temperature	T_{STG}	25 ± 5	°C
Storage Humidity	RH	45 ± 5	%

*1 Mean Output Current Per Element: $I_O / 2$

*2 60Hz for 1

● ELECTRICAL CHARACTERISTICS (Ta = 25 °C)

PARAMETER	SYMBOL	Min.	Typ.	Max.	UNIT	CONDITIONS
Forward Voltage	V_{F1}	-	-	0.30	V	$I_F = 10 \text{ mA}$
	V_{F2}	-	-	0.50	V	$I_F = 200 \text{ mA}$
Reverse Current	I_R	-	-	70	μA	$V_R = 25 \text{ V}$

Note) ESD Sensitive Product Handling Required.

● RATING AND CHARACTERISTIC CURVES ($T_a = 25\text{ }^\circ\text{C}$)

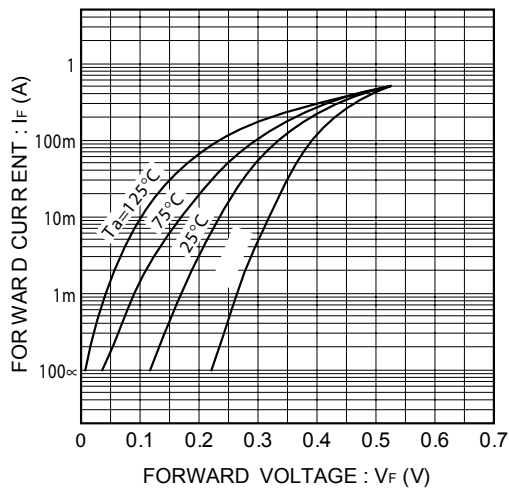


Fig.1 Forward characteristics

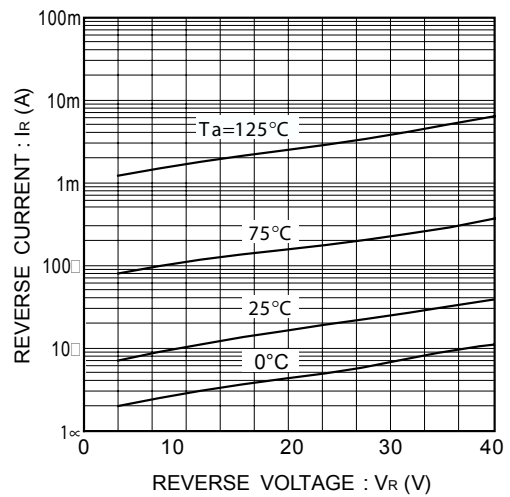


Fig.2 Reverse characteristics

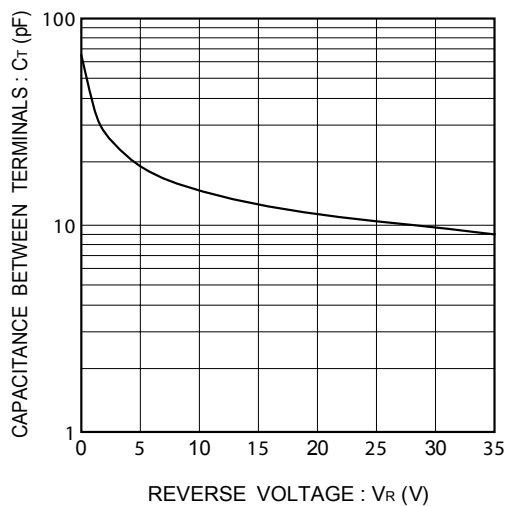


Fig.3 Capacitance between terminals characteristics