

Surface  
**SMT**  
Mount

# (0,80mm) .0315" HEADER FTE SERIES

## SPECIFICATIONS

For complete specifications and recommended PCB layouts see [www.samtec.com?FTE](http://www.samtec.com?FTE)

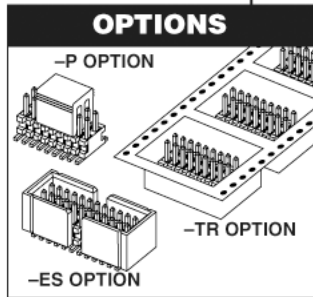
**Insulator Material:** Black Liquid Crystal Polymer  
**Terminal Material:** Phosphor Bronze  
**Plating:** Au over 50µ" (1,27µm) Ni  
**Current Rating:** .75A @ 80°C ambient  
**Operating Temp Range:** -55°C to +125°C  
**RoHS Compliant:** Yes



## Processing:

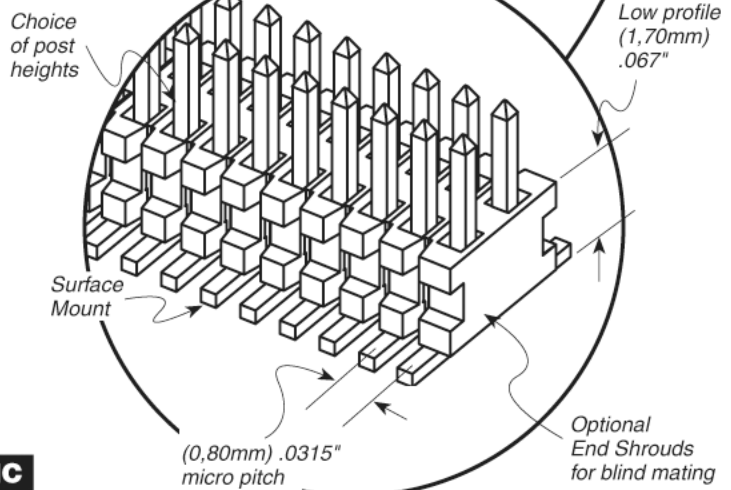
**Max Processing Temp:** 230°C for 60 seconds, or 260°C for 20 seconds 3x  
**Lead-Free Solderable:** Yes  
**-DV Lead Coplanarity:** (0,10mm) .004" max  
**-DH Lead Coplanarity:** (0,10mm) .004" max (05-25) (0,15mm) .006" max (26-50)

Mates with:  
CLE



## APPLICATION SPECIFIC OPTION

End shrouds with board locks and Gold flash plating available. Call Samtec.



**FTE** - **1** **NO. PINS PER ROW** - **LEAD STYLE** - **PLATING OPTION** - **TAIL OPTION** - **FLEX-SHROUD OPTIONS** - **OTHER OPTION**

05 thru 90

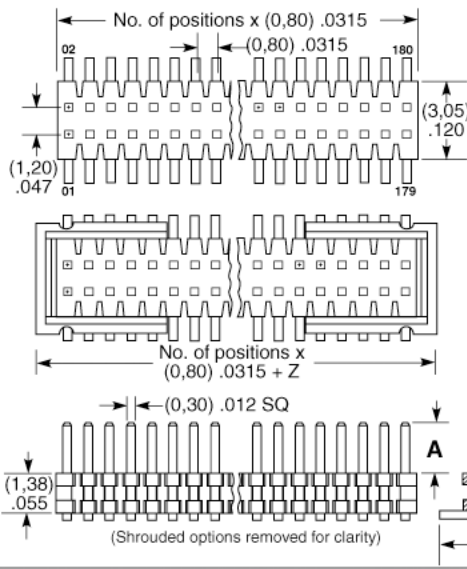
Specify LEAD STYLE from chart

**-G**  
= 10µ"  
(0,25µm)  
Gold on post, Gold flash on balance

**-DV**  
= Dual Vertical  
**-DH**  
= Dual Horizontal (50 pos. max.)

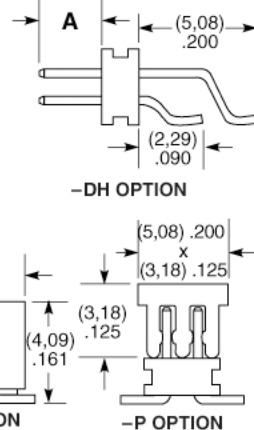
Style -01 -DV only (11 pins/row min.)  
**-ES**  
= End Shroud  
**-EC**  
= End Shroud with Locking Clips  
**-EP**  
= End Shroud with Guide Posts

**-A**  
= Alignment Pin (5 pos. min.) Metal or plastic at Samtec discretion (-DV only)  
**-K**  
= (2,50mm) .098" DIA Polyimide Film Pick & Place Pad (-DH only)  
**-P**  
= Plastic Pick & Place Pad (8 pos. min.) -DV only  
**-TR**  
= Tape & Reel Packaging



LEAD STYLE	A
-01	(1,90) .075
-02	(4,45) .175
-03	(3,05) .120

OPTION	Z
-ES	(1,57) .062
-EC	(4,11) .162
-EP	(5,51) .217



**Note:** Some lengths, styles and options are non-standard, non-returnable.

Due to technical progress, all designs, specifications and components are subject to change without notice.

[WWW.SAMTEC.COM](http://WWW.SAMTEC.COM)