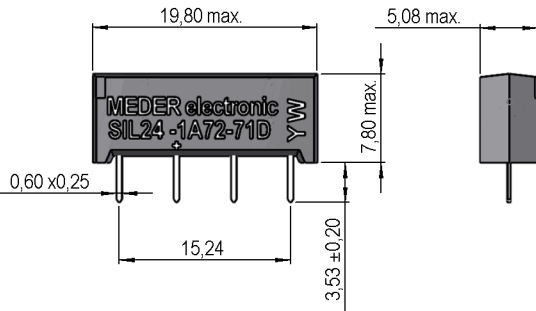
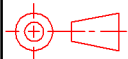
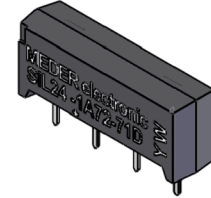
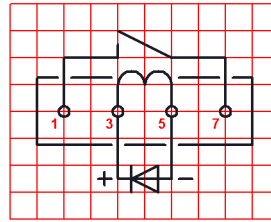


*Products for tomorrow...*

### Dimensions



### Layout 71D Pitch 2.54 / Top View



tolerances according to DIN ISO 2768 m

### MARKING

MEDER-label, type  
 Production code EN60062/factory code  
 MEDER-Logo, Typ  
 Produktionscode EN60062/Fertigungsstätte

Coil Data at 20 °C	Conditions	Min	Typ	Max	Unit
Coil resistance		1.800	2.000	2.200	Ohm
Coil voltage			24		VDC
Rated power			288		mW
Coil current			12		mA
Thermal resistance	max. Relay temperature = operating temperature + self heating		95		K/W
Inductance			220		mH
Pull-In voltage				16,8	VDC
Drop-Out voltage		3,6			VDC

Contact data 66/3	Conditions	Min	Typ	Max	Unit
Contact rating	Any DC combination of V & A not to exceed their individual max.'s			15	W
Switching voltage	DC or Peak AC			200	V
Switching current	DC or Peak AC			1	A
Carry current	DC or Peak AC			1,25	A
Contact resistance static	Measured with 40% overdrive Start Value			150	mOhm
Insulation resistance	RH <45 %, 100 V test voltage				TOhm
Breakdown voltage (< 20 AT)	according to IEC 255-5	250			VDC
Operate time incl. bounce	measured with 40% overdrive			0,5	ms
Release time	measured with no coil excitation			0,1	ms
Capacity	@ 10 kHz across open switch		0,2		pF

Special Product Data	Conditions	Min	Typ	Max	Unit
Number of contacts			1		
Contact - form			A - NO		
Dielectric Strength Coil/Contact	according to IEC 255-5	1,5			kV DC
Insulation resistance Coil/Contact	RH <45%, 100 VDC test voltage	10			TOhm
Capacity Coil/Contact	@ 10 kHz		0,8		pF
Case colour			black		
Housing material			epoxy resin		
Connection pins			FeNi42, tin plated		
Magnetic Shield			no		
Approval			UL-File No. NRNT2.E156887		
Approval			UL-File No. NRNT8.E156887		
Reach / RoHS conformity			yes		

Modifications in the sense of technical progress are reserved

Designed at: 09.03.04    Designed by: SCHELLHORN    Approval at: 07.02.11    Approval by: CRUF  
 Last Change at: 09.03.04    Last Change by: SCHELLHORN    Approval at:    Approval by:



*Products for tomorrow...*

Europe: +49 / 7731 8399 0 | Email: info@meder.com  
USA: +1 / 508 295 0771 | Email: salesusa@meder.com  
Asia: +852 / 2955 1682 | Email: salesasia@meder.com

Item No.:  
**3324100171**  
Item:  
**SIL24-1A72-71D**

Environmental data	Conditions	Min	Typ	Max	Unit
Shock	1/2 sine wave duration 11ms			50	g
Vibration	from 10 - 2000 Hz			20	g
Operating temperature		-20		70	°C
Storage temperature		-35		95	°C
Soldering temperature	wave soldering max. 5 sec.			260	°C
Washability		fully sealed			

General data	Conditions	Min	Typ	Max	Unit
Total weight			1,5		g
Packaging		Stange 25 pcs.			

Modifications in the sense of technical progress are reserved

Designed at: 09.03.04    Designed by: SCHELLHORN  
Last Change at: 09.03.04    Last Change by: SCHELLHORN

Approval at: 07.02.11    Approval by: CRUF  
Approval at:                    Approval by:

Version: 2