

SMD Power Inductor CDRH8D38/A



Description

- Ferrite drum core construction.
- Magnetically shielded.
- L × W × H: 8.5 × 8.5 × 4.0 mm Max.
- Product weight: 0.9 g (Ref.)
- Moisture Sensitivity Level: 1
- RoHS compliance.
- Qualification to AEC-Q200.

Environmental Data

- Operating temperature range: -40°C ~ +125°C (excluding coil's self temperature rise)
- Storage temperature range: -40°C ~ +85°C
- Solder reflow temperature: 260 °C peak.

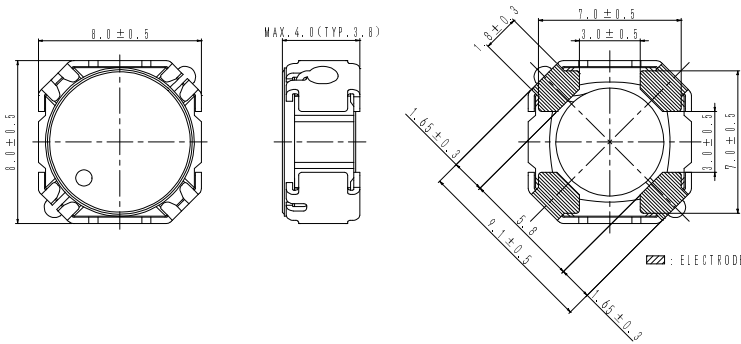
Packaging

- Carrier tape and reel packaging
- 13.0" diameter reel
- 1000 pcs per reel

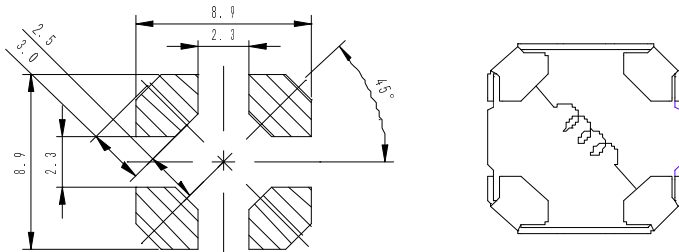
Applications

- Automotive and other high temperature, high reliability application.

Dimension - [mm]



Land pattern and Schematics - [mm]



SMD Power Inductor CDRH8D38/A



Electrical Characteristics

Part No.	Stamp	Inductance (μ H) 100kHz	D.C.R. (m Ω) [Max.] (Typ.) (at 20°C) ※1	Rated current (A) (at 125°C)※2
CDRH8D38/ANP-100MCM	100	10 μ H \pm 20%	42.5(34)	1.72
CDRH8D38/ANP-120MCM	120	12 μ H \pm 20%	55.0(44)	1.57
CDRH8D38/ANP-150MCM	150	15 μ H \pm 20%	70.0(56)	1.41
CDRH8D38/ANP-180MCM	180	18 μ H \pm 20%	83.8(67)	1.33
CDRH8D38/ANP-220MCM	220	22 μ H \pm 20%	100.0(80)	1.24
CDRH8D38/ANP-270MCM	270	27 μ H \pm 20%	125.0(100)	1.11
CDRH8D38/ANP-330MCM	330	33 μ H \pm 20%	141.3(113)	0.98
CDRH8D38/ANP-390MCM	390	39 μ H \pm 20%	171.3(137)	0.89
CDRH8D38/ANP-470MCM	470	47 μ H \pm 20%	225.0(180)	0.78
CDRH8D38/ANP-560MCM	560	56 μ H \pm 20%	290.0(232)	0.68
CDRH8D38/ANP-680MCM	680	68 μ H \pm 20%	318.8(255)	0.65
CDRH8D38/ANP-820MCM	820	82 μ H \pm 20%	363.8(291)	0.60
CDRH8D38/ANP-101MCM	101	100 μ H \pm 20%	478.8(383)	0.53
CDRH8D38/ANP-121MCM	121	120 μ H \pm 20%	530.0(424)	0.50

※1 D.C.R.() are typical value. .

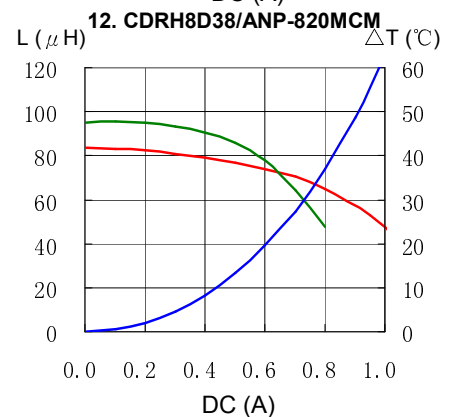
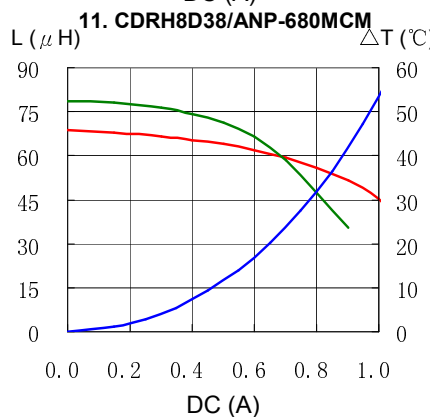
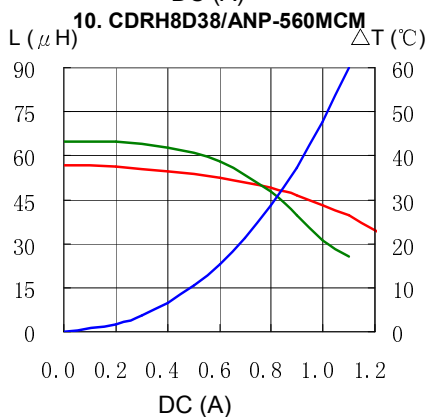
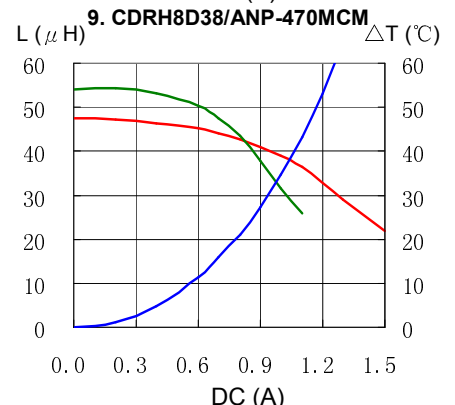
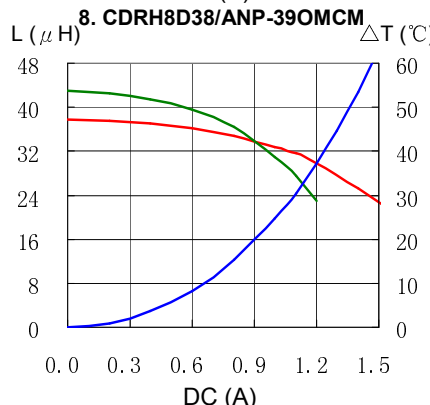
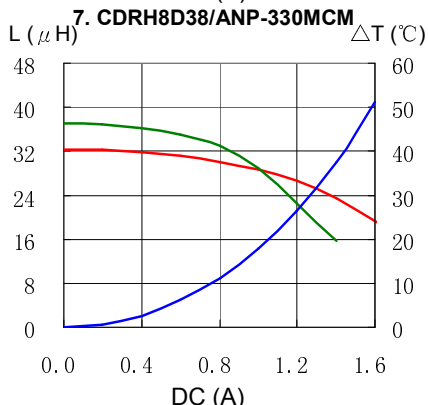
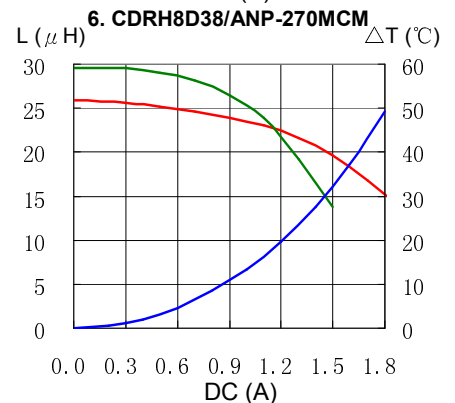
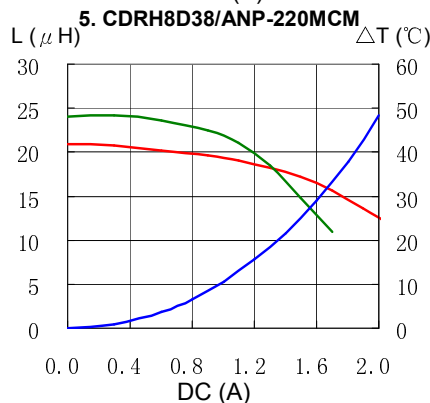
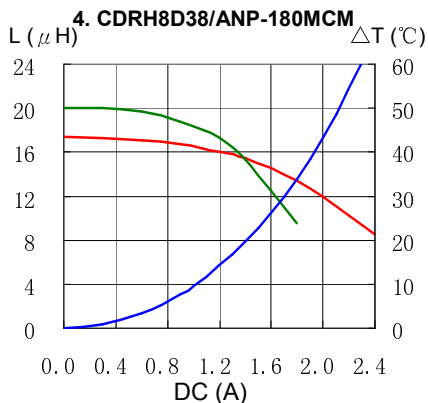
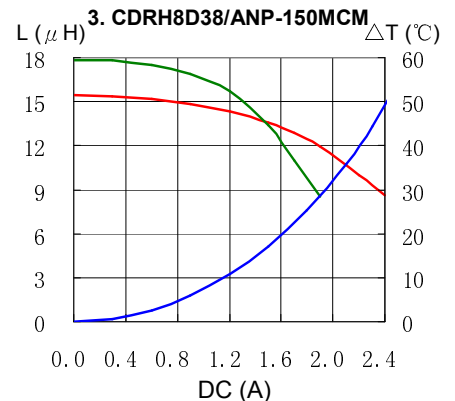
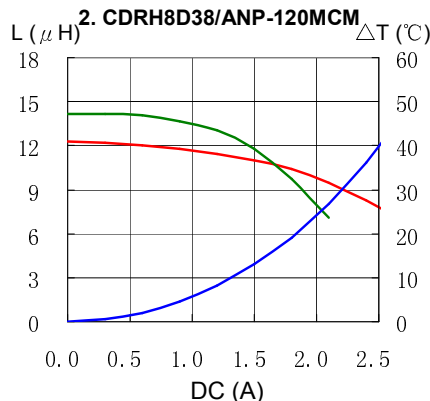
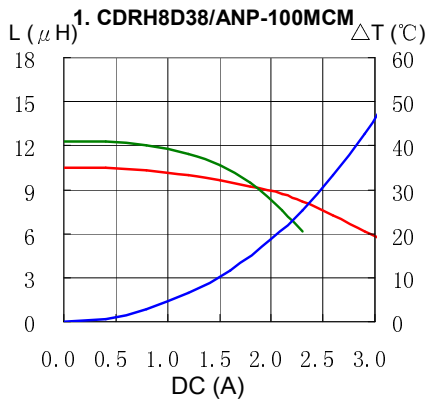
※2. Rated current: The DC current at which the inductance decreases to 65% of its nominal value or when $\Delta t=30^{\circ}\text{C}$, whichever is lower .

SMD Power Inductor CDRH8D38/A



Saturation Current & Temperature Rise Graph

— L (20°C) — L (125°C) — ΔT

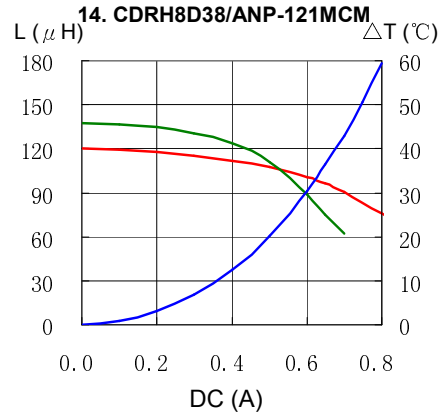
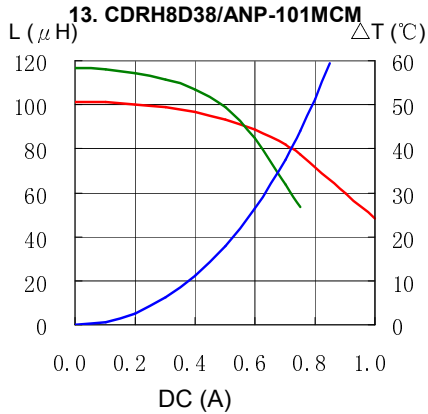


SMD Power Inductor CDRH8D38/A

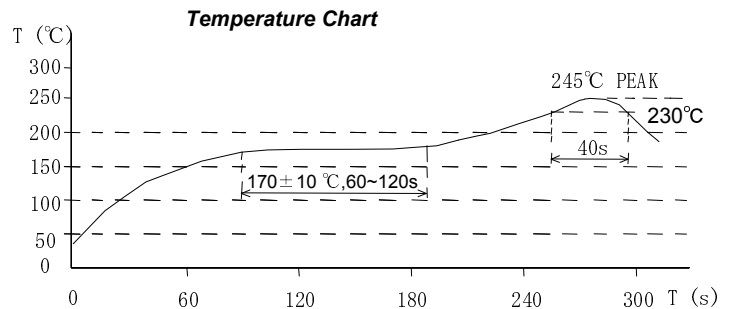
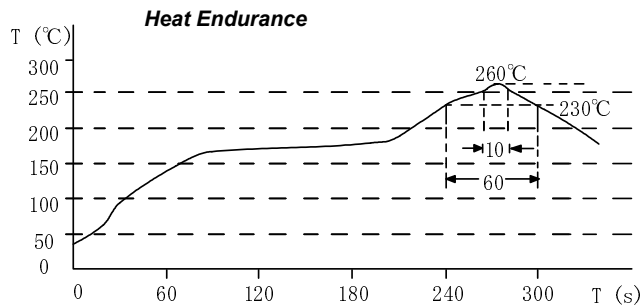


Saturation Current & Temperature Rise Graph

— L (20°C) — L (125°C) — ΔT



Solder Reflow Condition



Please refer to the sales offices on our website - <http://www.sumida.com>

Hong Kong
Tel.+852-2880-6688
FAX.+852-2565-9600
sales@hk.sumida.com

Tokyo
Tel.+81-3-5202-7112
FAX.+81-3-5202-7105
sales@jp.sumida.com

Chicago
Tel.+1-847-545-6700
FAX. +1-847-545-6720
sales@us.sumida.com

Shanghai
Tel.+86-021-5836-3299
FAX.+86-021-5836-3266
shanghai.sales@cn.sumida.com

Seoul
Tel.+82-2-6237-0777
FAX.+82-2-6237-0778
sales@kr.sumida.com

Oberzell
Tel.+49-8591-937-0
FAX. +49-8591-937-103
contact@sumida-eu.com

Shenzhen
Tel.+86-755-8291-0228
FAX.+86-755-8291-0338
shenzhen.sales@cn.sumida.com

Singapore
Tel.+65-6296-3388
FAX.+65-6296-3390
sales@sg.sumida.com

Neumarkt
Tel.+49-9181-4509-110
FAX. +49-9181-4509-310
infocomp@eu.sumida.com

Taipei
Tel.+886-2-8751-2737
FAX.+886-2-8751-2738
sales@tw.sumida.com

San Jose
Tel.+1-408-3219660
FAX.+1-408-321-9308
sales@us.sumida.com