

**PLEASE CHECK WWW.MOLEX.COM FOR LATEST PART INFORMATION**

**Part Number:** [0905722161](#)  
**Status:** **Active**  
**Description:** 2.54mm (.100") Pitch QF-50™ Header, Right Angle, Dual Row, Shrouded, DIN Keying, with Latch/Eject Levers, 16 Circuits, 0.1 µm Gold (Au)

**Documents:**

[Drawing \(PDF\)](#) [RoHS Certificate of Compliance \(PDF\)](#)

**Agency Certification**


CSA LR19980  
 UL E29179

**General**

Product Family Ribbon Cable / Wire Trap Connectors  
 Series [90572](#)  
 Comments Eject Levers  
 Component Type PCB Header  
 Glow-Wire Compliant No  
 Product Name QF-50™

**Physical**

Circuits (Loaded) 16  
 Circuits (maximum) 16  
 Color - Resin Black  
 Durability (mating cycles max) 50  
 Entry Angle 90° Angle  
 Flammability 94V-0  
 Lock to Mating Part None  
 Material - Metal Brass  
 Material - Plating Mating Gold  
 Material - Plating Termination Tin  
 Material - Resin Polyester  
 Number of Rows 2  
 PCB Locator No  
 PCB Retention None  
 PCB Thickness Recommended (in) 0.062 In  
 PCB Thickness Recommended (mm) 1.60 mm  
 Packaging Type Tray  
 Pitch - Mating Interface (in) 0.100 In  
 Pitch - Mating Interface (mm) 2.54 mm  
 Pitch - Term. Interface (in) 0.100 In  
 Pitch - Term. Interface (mm) 2.54 mm  
 Plating min: Mating (µin) 4  
 Plating min: Mating (µm) 0.1  
 Plating min: Termination (µin) 120  
 Plating min: Termination (µm) 3  
 Polarized to Mating Part Yes  
 Polarized to PCB No  
 Shrouded Closed Ends  
 Stackable No  
 Surface Mount Compatible (SMC) No  
 Temperature Range - Operating -25°C to +85°C  
 Termination Interface: Style Through Hole  
 Wire Insulation Diameter N/A  
 Wire Size AWG N/A  
 Wire/Cable Type Ribbon Cable



**EU RoHS**

**ELV and RoHS  
 Compliant  
 REACH SVHC  
 Not Reviewed  
 Halogen-Free  
 Status  
 Not Reviewed**

**China RoHS**



**Need more information on product  
 environmental compliance?**

Email [productcompliance@molex.com](mailto:productcompliance@molex.com)  
 For a multiple part number RoHS Certificate of Compliance, [click here](#)

Please visit the [Contact Us](#) section for any non-product compliance questions.

**Search Parts in this Series**

[90572Series](#)

**Mates With**

[90635 QF-50™ Female Housing](#)

**Electrical**

Current - Maximum per Contact

1A

Voltage - Maximum

250V AC/DC

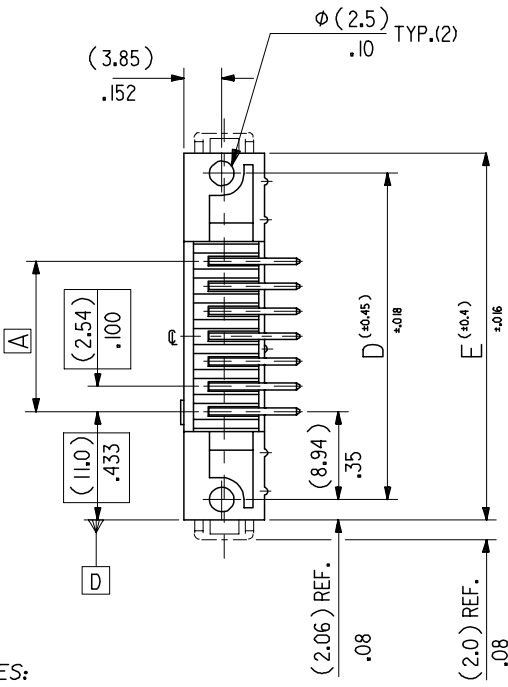
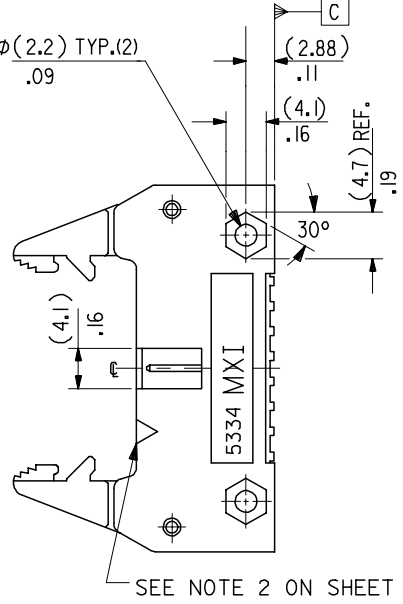
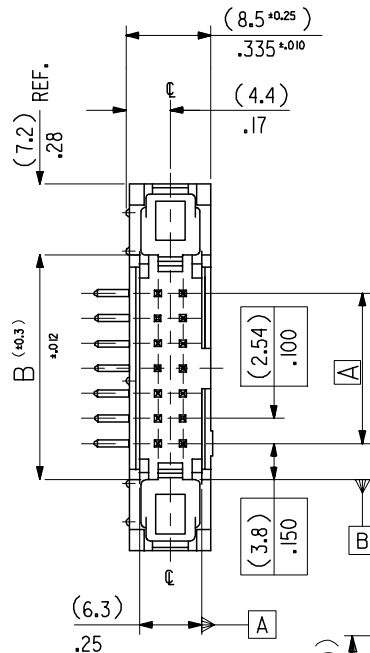
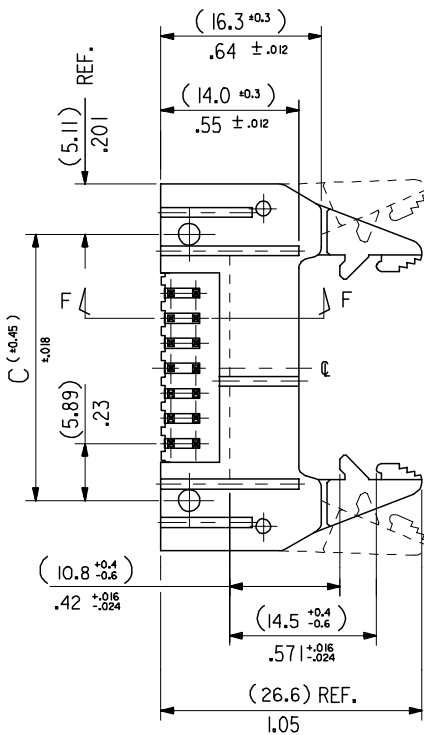
**Material Info****Reference - Drawing Numbers**

Sales Drawing

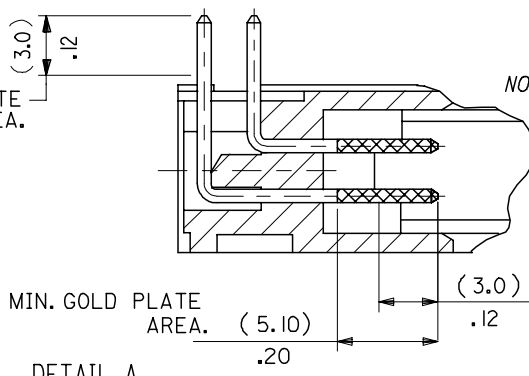
SDA-90572

This document was generated on 06/08/2010

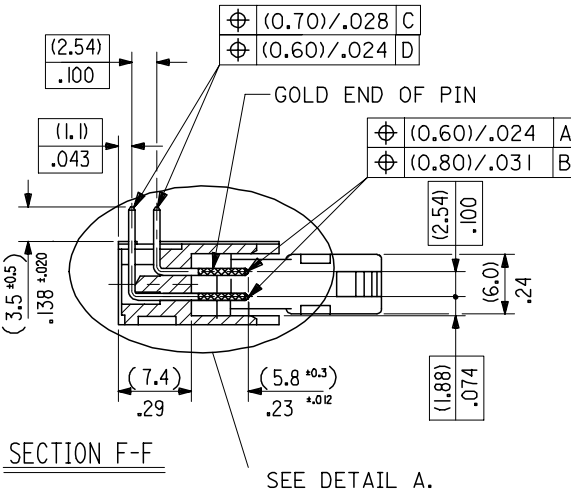
**PLEASE CHECK [WWW.MOLEX.COM](http://WWW.MOLEX.COM) FOR LATEST PART INFORMATION**



MIN. TIN PLATE AREA.

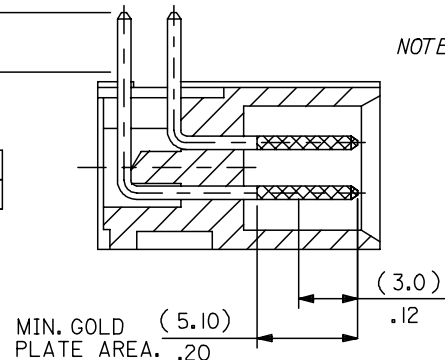
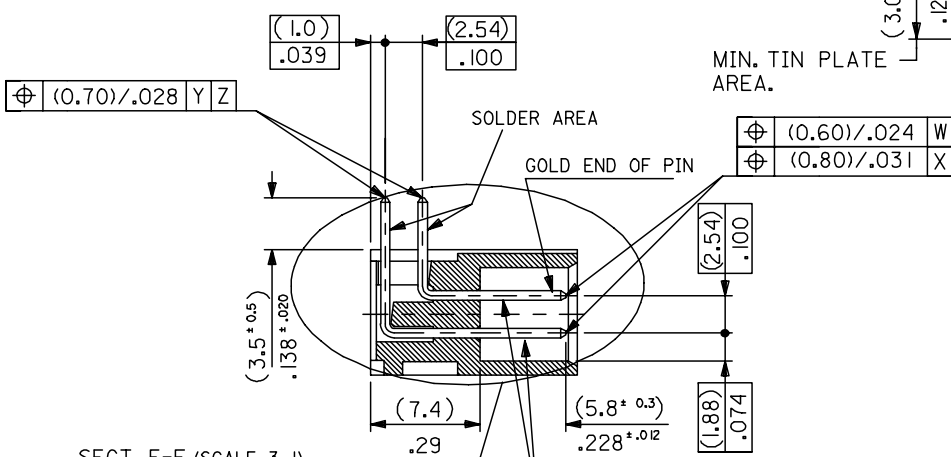
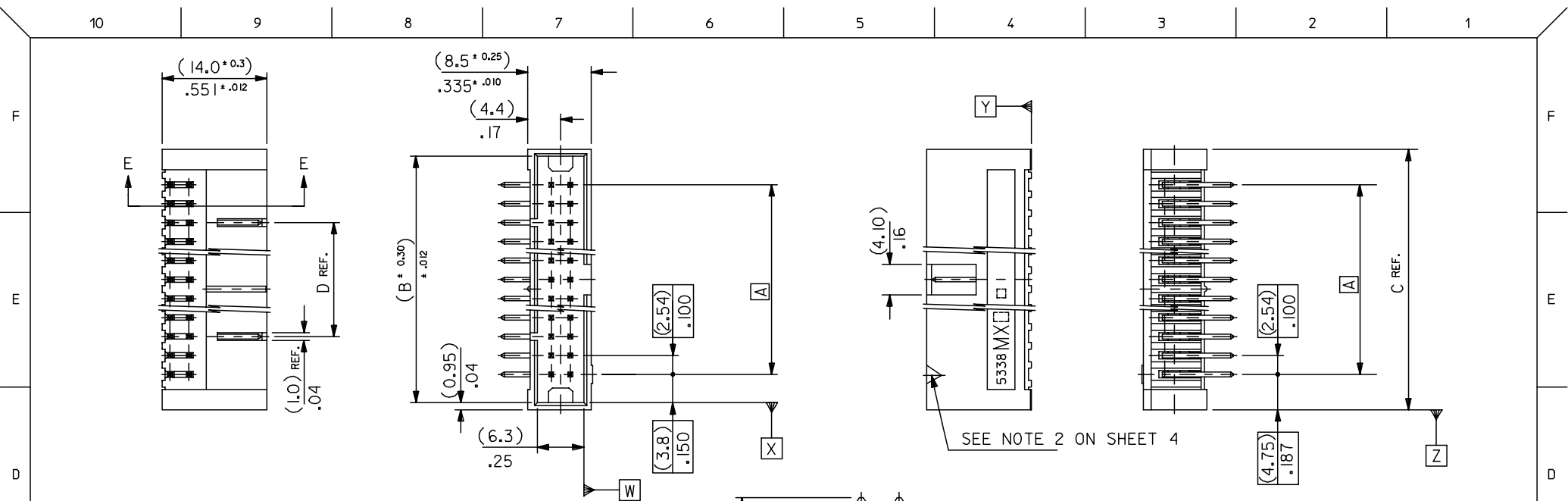


- NOTES:
- 1: FOR MATERIAL SPECIFICATION SEE NOTE 1 ON SHEET 2.
  - 2: FOR RECOMMENDED P.C.B.HOLE PATTERN, PART NOTs AND UNSTATED DIMENSIONS SEE SHEET 2.
  - 3: PRODUCT SPEC.No. : PS -99020-0015.



DETAIL A  
DIMENSIONS FOR SELECTIVE PLATING'S, SCALE 4:1

CORRECTED PS EC NO: E2008-0129 DRWN:DBYRNES CHKD: APPR:EOMAHONY	DESCRIPTION 2007/09/13 2007/09/13 2007/09/14	QUALITY SYMBOLS	GENERAL TOLERANCES (UNLESS SPECIFIED)	DIMENSION STYLE	SCALE	DESIGN UNITS	THIRD ANGLE PROJECTION	
		▽=0 ∇=0	mm INCH	MM/IN	2:1	METRIC	☉ □	
			4 PLACES ± --- ± --- 3 PLACES ± --- ± .008 2 PLACES ± 0.20 ± .008 1 PLACE ± 0.20 ± ---	DRAWN BY DATE POB 1990/09/12	TITLE GIK FLECS R/A HEADER DIN EJECT LEVERS FOR IMPROVED WIPE FEMALE			
			ANGULAR ±1/2°	CHECKED BY DATE APPROVED BY DATE	MOLEX INCORPORATED			
		DRAFT WHERE APPLICABLE MUST REMAIN WITHIN DIMENSIONS	ENTER PART	MATERIAL NO.	DOCUMENT NO.	SHEET NO.		
			SDA-90572			1 OF 4		
THIS DRAWING CONTAINS INFORMATION THAT IS PROPRIETARY TO MOLEX INCORPORATED AND SHOULD NOT BE USED WITHOUT WRITTEN PERMISSION								



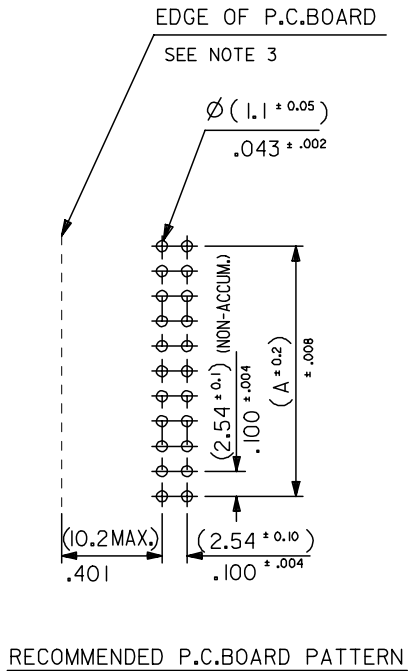
- NOTES:
- 1: FOR MATERIAL SPECIFICATION SEE NOTE 1. ON SHEET 4.
  - 2: FOR RECOMMENDED P.C.B.HOLE PATTERN, PART NOTS AND UNSTATED DIMENSIONS SEE SHEET 4.
  - 3: PRODUCT SPEC. No. : PS-99020-0015.

DETAIL A  
DIMENSIONS FOR SELECTIVE PLATING'S, SCALE 4:1

SECT. E-E (SCALE 3-1)

CORRECTED PS EC NO: E2008-0129 DRWN:DBYRNES 2007/09/13 CHKD: 2007/09/13 APPR:EOMAHONY 2007/09/14	QUALITY SYMBOLS	GENERAL TOLERANCES (UNLESS SPECIFIED)	DIMENSION STYLE	SCALE	DESIGN UNITS	THIRD ANGLE PROJECTION															
	$\nabla=0$ $\triangle=0$	<table border="1"> <tr> <th></th> <th>MM</th> <th>INCH</th> </tr> <tr> <td>4 PLACES</td> <td><math>\pm</math>---</td> <td><math>\pm</math>---</td> </tr> <tr> <td>3 PLACES</td> <td><math>\pm</math>---</td> <td><math>\pm</math>.008</td> </tr> <tr> <td>2 PLACES</td> <td><math>\pm</math>0.20</td> <td><math>\pm</math>.008</td> </tr> <tr> <td>1 PLACE</td> <td><math>\pm</math>0.20</td> <td><math>\pm</math>---</td> </tr> </table>		MM	INCH	4 PLACES	$\pm$ ---	$\pm$ ---	3 PLACES	$\pm$ ---	$\pm$ .008	2 PLACES	$\pm$ 0.20	$\pm$ .008	1 PLACE	$\pm$ 0.20	$\pm$ ---	MM/IN	2:1	METRIC	
		MM	INCH																		
	4 PLACES	$\pm$ ---	$\pm$ ---																		
3 PLACES	$\pm$ ---	$\pm$ .008																			
2 PLACES	$\pm$ 0.20	$\pm$ .008																			
1 PLACE	$\pm$ 0.20	$\pm$ ---																			
DESCRIPTION	<table border="1"> <tr> <th>PLACES</th> <th>TOLERANCE</th> <th>TOLERANCE</th> </tr> <tr> <td>4 PLACES</td> <td><math>\pm</math>---</td> <td><math>\pm</math>---</td> </tr> <tr> <td>3 PLACES</td> <td><math>\pm</math>---</td> <td><math>\pm</math>.008</td> </tr> <tr> <td>2 PLACES</td> <td><math>\pm</math>0.20</td> <td><math>\pm</math>.008</td> </tr> <tr> <td>1 PLACE</td> <td><math>\pm</math>0.20</td> <td><math>\pm</math>---</td> </tr> </table>	PLACES	TOLERANCE	TOLERANCE	4 PLACES	$\pm$ ---	$\pm$ ---	3 PLACES	$\pm$ ---	$\pm$ .008	2 PLACES	$\pm$ 0.20	$\pm$ .008	1 PLACE	$\pm$ 0.20	$\pm$ ---	DRAWN BY: POB DATE: 1990/09/17 CHECKED BY: DATE APPROVED BY: DATE	TITLE		QIK FLECS RIGHT ANGLE HEADER FOR IMPROVED WIPE FEMALE	
PLACES	TOLERANCE	TOLERANCE																			
4 PLACES	$\pm$ ---	$\pm$ ---																			
3 PLACES	$\pm$ ---	$\pm$ .008																			
2 PLACES	$\pm$ 0.20	$\pm$ .008																			
1 PLACE	$\pm$ 0.20	$\pm$ ---																			
REV	DRAFT WHERE APPLICABLE MUST REMAIN WITHIN DIMENSIONS	MATERIAL NO. ENTER PART	DOCUMENT NO. SDA-90572	SHEET NO. 3 OF 4																	

(78.74)/3.100	(86.34)/3.400	(88.24)/3.474	(63.50)/2.500	90572-2641	90572-2642	90572-2643		64
(73.66)/2.900	(81.26)/3.200	(83.16)/3.274	(50.80)/2.000	↑ -2601	↑ -2602	↑ -2603		60
(60.96)/2.400	(68.56)/2.700	(70.46)/2.774	(38.10)/1.500	-2501	-2502	-2503	90572-2509	50
(48.26)/1.900	(55.86)/2.200	(57.76)/2.274	(33.02)/1.300	-2401	-2402	-2403	↑ -2409	40
(40.64)/1.600	(48.24)/1.900	(50.14)/1.974	(30.48)/1.200	-2341	-2342	-2343	-2349	34
(35.56)/1.400	(43.16)/1.700	(45.06)/1.774	(25.40)/1.000	-2301	-2302	-2303	-1309	30
(30.48)/1.200	(38.08)/1.500	(39.98)/1.574	————	-2261	-2262	-2263	-2269	26
(22.86)/.900	(30.46)/1.200	(32.36)/1.274	————	-2201	-2202	-2203	-1209	20
(17.78)/.700	(25.38)/1.000	(27.28)/1.074	————	-2161	-2162	-2163	-2169	16
(15.24)/.600	(22.84)/.900	(24.74)/.974	————	-2141	-2142	-2143	-2149	14
(10.16)/.400	(17.76)/.700	(19.66)/.774	————	↓ 90572-2101	↓ 90572-2102	↓ 90572-2103	↓ 90572-2109	10
A	B	C	D	ENG. NO. GS1 PLATING	ENG. NO. GS2 PLATING	ENG. NO. GS3 PLATING	ENG. NO. PRE TIN	NO. OF CKTS.



**NOTES**

**1. MATERIAL**

HEADER : GLASS FILLED POLYESTER (UL 94V0), COLOUR - BLACK.  
PINS : BRASS SIZE # (0.635)/.025 .  
LEVER : GLASS FILLED POLYESTER (UL 94V0), COLOUR - BLACK.  
SPRING PINS : STEEL

**2. COLOUR IDENTIFICATION MARK FOR PLATING OPTIONS.**

90572-2\*\*1, (1um)/39uin MIN. NICKEL UNDERPLATE. CONTACT AREA  
GS1 PLATING (0.1um)/4uin MIN. GOLD. SOLDER AREA (3um)/118uin MIN.  
TIN. COLOUR MARK: YELLOW.

90572-2\*\*2, (1um)/39uin MIN. NICKEL UNDERPLATE. CONTACT AREA  
GS2 PLATING (0.76um)/30uin MIN. GOLD. SOLDER AREA (3um)/118uin MIN.  
TIN. COLOUR MARK: BROWN.

90572-2\*\*3, (1um)/39uin MIN. NICKEL UNDERPLATE. CONTACT AREA  
GS3 PLATING (0.25um)/10uin MIN. GOLD. SOLDER AREA (3um)/118uin MIN.  
TIN. COLOUR MARK: BLUE.

90572-2\*\*9, (0.5-1um)/20-40uin NICKEL UNDER (1.0-3.0um)/39-118uin TIN.  
PRE-TIN COLOUR MARK: BLACK, (NO MARK).

3. 10.2mm MAX. TO EDGE OF PCB FOR DAISY CHAIN APPLICATIONS.

4. RECOMMENDED PCB THICKNESS 1.6mm

<b>ADDED NOTE 4</b> EC NO: E2008-0129 DRWN: DBYRNES 2007/09/13 CHKD: 2007/09/13 APPR: EOMAHONY 2007/09/14	QUALITY SYMBOLS ▽=0 ▽=0	GENERAL TOLERANCES (UNLESS SPECIFIED) <table border="1"> <tr> <th></th> <th>mm</th> <th>INCH</th> </tr> <tr> <td>4 PLACES</td> <td>± ---</td> <td>± ---</td> </tr> <tr> <td>3 PLACES</td> <td>± ---</td> <td>± .008</td> </tr> <tr> <td>2 PLACES</td> <td>± 0.20</td> <td>± .008</td> </tr> <tr> <td>1 PLACE</td> <td>± 0.20</td> <td>± ---</td> </tr> </table> ANGULAR ±1/2°		mm	INCH	4 PLACES	± ---	± ---	3 PLACES	± ---	± .008	2 PLACES	± 0.20	± .008	1 PLACE	± 0.20	± ---	DIMENSION STYLE MM/IN	SCALE 2:1	DESIGN UNITS METRIC	THIRD ANGLE PROJECTION
		mm	INCH																		
	4 PLACES	± ---	± ---																		
	3 PLACES	± ---	± .008																		
2 PLACES	± 0.20	± .008																			
1 PLACE	± 0.20	± ---																			
DRAWN BY POB	DATE 1990/07/17	TITLE QIK FLECS RIGHT ANGLE HEADER FOR IMPROVED WIPE FEMALE																			
CHECKED BY	DATE	MOLEX INCORPORATED																			
APPROVED BY	DATE	MATERIAL NO. SEE CHART	DOCUMENT NO. SDA-90572	SHEET NO. 4 OF 4																	

DRAFT WHERE APPLICABLE  
MUST REMAIN  
WITHIN DIMENSIONS

THIS DRAWING CONTAINS INFORMATION THAT IS PROPRIETARY TO MOLEX INCORPORATED AND SHOULD NOT BE USED WITHOUT WRITTEN PERMISSION