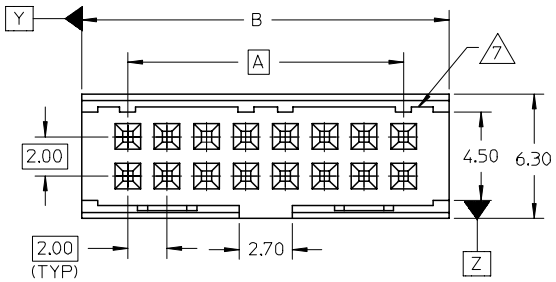

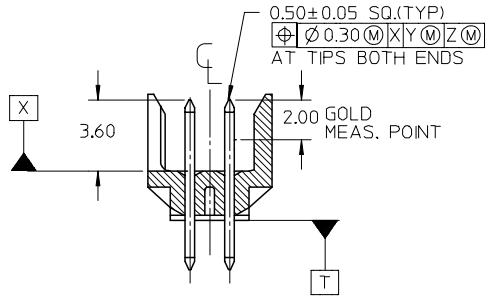

SECTION Z-Z

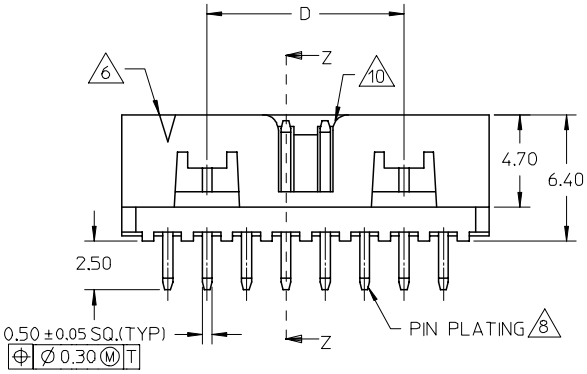

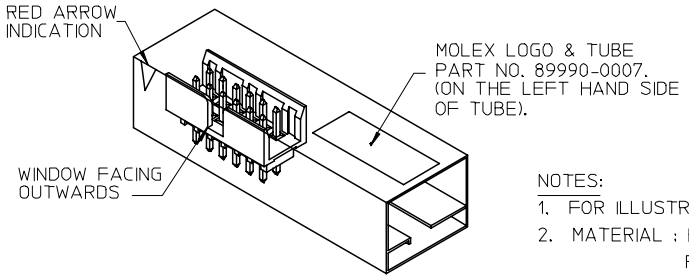

REF : ORIENTATION OF PART IN TUBE

(FOR THE REFERENCE OF PART/TUBE ASSEMBLY)

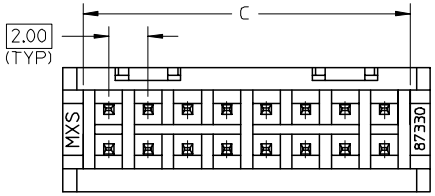

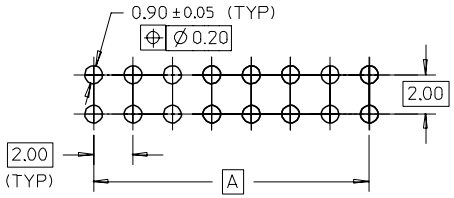

RECOMMENDED PCB PATTERN

	P/N IN TUBE	CKT SIZE	DIMENSION A	B	C	D
10	87831-0431	04	2.00	6.65	4.60	-
10	87831-0631	06	4.00	8.65	6.60	-
	87831-0831	08	6.00	10.65	8.60	-
	87831-1031	10	8.00	12.65	10.60	-
	87831-1231	12	10.00	14.65	12.60	-
	87831-1431	14	12.00	16.65	14.60	8.00
	87831-1631	16	14.00	18.65	16.60	10.00
	87831-1831	18	16.00	20.65	18.60	12.00
	87831-2031	20	18.00	22.65	20.60	14.00
	87831-2231	22	20.00	24.65	22.60	16.00
	87831-2431	24	22.00	26.65	24.60	18.00
	87831-2631	26	24.00	28.65	26.60	20.00
	87831-2831	28	26.00	30.65	28.60	22.00
	87831-3031	30	28.00	32.65	30.60	24.00
	87831-3231	32	30.00	34.65	32.60	26.00
	87831-3431	34	32.00	36.65	34.60	28.00
	87831-3631	36	34.00	38.65	36.60	30.00
	87831-3831	38	36.00	40.65	38.60	32.00
	87831-4031	40	38.00	42.65	40.60	34.00
	87831-4231	42	40.00	44.65	42.60	36.00
	87831-4431	44	42.00	46.65	44.60	38.00
	87831-4631	46	44.00	48.65	46.60	40.00
	87831-4831	48	46.00	50.65	48.60	42.00
	87831-5031	50	48.00	52.65	50.60	44.00

NOTES:

1. FOR ILLUSTRATION PURPOSES, 16 CIRCUIT SIZE WAFER IS SHOWN.
2. MATERIAL : HOUSING : 30% G.F., NYLON 46, UL94V-0, COLOR BLACK.
   PIN : 0.50MM SQ.PHOSPHOR BRONZE.
3. PIN PUSHOUT FORCE : 0.91 KG MIN. IN EITHER DIRECTION.
4. PRODUCT SPECIFICATION PS-87831-027 APPLIES.
5. NO SIDE LOCKING SLOT FROM 4 TO 12 CKT SIZE.
6. CKT 4 & 6 HAS NO IDENTIFICATION TAG.
7. RIBS LOCATION VARIES DEPENDING ON CKT SIZES.
8. PLATING : 0.38um/15uin GOLD IN CONTACT AREA AND 1.88um/75uin MIN.TIN IN SOLDER TAIL AREA OVER 1.27um/50uin MIN. NICKEL OVERALL.
9. THIS HEADER MATES WITH MOLEX :
   a) CRIMP RECEPTACLE HOUSING, 51110 SERIES WITH CRIMP TERMINAL, 50394 SERIES.
   b) 2MM MILLIGRID DUAL ROW IDT, 87568 SERIES.
10. NO CENTRE POLARIZATION SLOT FOR CKT SIZE 4 & 6.
11. PARTS TO BE PACKED IN TUBE WITH MOISUTRE BARRIER BAG.

ADD MOIST BAG NOTE
EC NO: S2007-0892 2007/05/04
DRWN:GMENARLY 2007/05/04
CHKD:SKANG 2007/05/07
APPR:MLONG
DESCRIPTION
REV
A4

QUALITY SYMBOLS
▼=0
▽C=0

GENERAL TOLERANCES (UNLESS SPECIFIED)

	mm	INCH
4 PLACES	± ---	± ---
3 PLACES	± ---	± ---
2 PLACES	± 0.2	± ---
1 PLACE	± ---	± ---
ANGULAR ± 3 °		

DRAFT WHERE APPLICABLE MUST REMAIN WITHIN DIMENSIONS

DIMENSION STYLE: MM ONLY
SCALE: NTS
DESIGN UNITS: METRIC
THIRD ANGLE PROJECTION

DRAWN BY: ATSEE DATE: 2003/10/06
CHECKED BY: KCLING DATE: 2003/11/07
APPROVED BY: SKTOH DATE: 2003/11/07
MATERIAL NO.: SEE TABLE

TITLE: MGRID, SHROUDED HEADER VERTICAL W/OPEN END WALL

molex MOLEX INCORPORATED

DOCUMENT NO.: SD-87831-014
SHEET NO.: 1 OF 1
SIZE: A3

THIS DRAWING CONTAINS INFORMATION THAT IS PROPRIETARY TO MOLEX INCORPORATED AND SHOULD NOT BE USED WITHOUT WRITTEN PERMISSION