



MC78L05BP

Three-Terminal Low Current Positive Voltage Regulator

Features

- Internal Short Circuit Current Limiting
- Internal Thermal Overload Protection
- No External Components Required
- Epoxy meets UL 94 V-0 flammability rating
- Moisture Sensitivity Level 1
- Lead Free Finish/RoHS Compliant ("P" Suffix designates RoHS Compliant. See ordering information)

Maximum Ratings

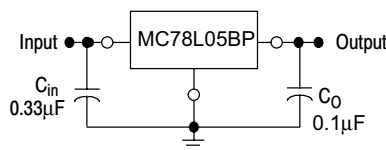
Parameter	Symbol	Value	Unit
Input Voltage (Vo=5.8V)	V ₁	30	V
Operating Junction Temperature	T _{OPR}	-20---+120	°C
Storage Temperature Range	T _{STG}	-55---+150	°C

Electrical Characteristics (V_i=10V, I_o=40mA, 0°C <T_j<125°C, C₁=0.33uF, C_o=0.1uF, unless otherwise specified)

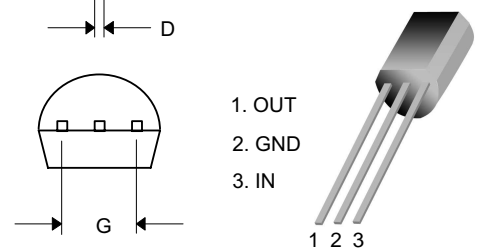
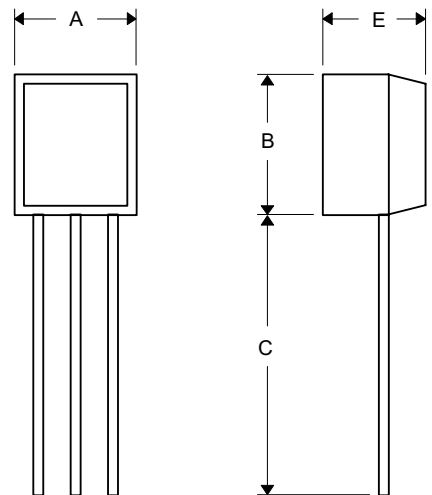
Parameter	Sym	Min	Typ	Max	Test conditions
Output Voltage	V _o	4.8V	5.0V	5.2V	T _j =25°C
		4.7V		5.25V	7V ≤ V ₁ ≤ 20V, I _o =1mA-40mA
		5.0V		5.25V	7V ≤ V ₁ ≤ V _{MAX} , I _o =1mA-700mA (Note)
Load Regulation	ΔV _o		11mV	60mV	I _o =1mA-100mA, T _j =25°C,
			5.0mV	30mV	I _o =1mA-40mA, T _j =25°C
Line regulation	ΔV _o		8mV 6mV	150mV 100mV	7V ≤ V ₁ ≤ 20V, T _j =25°C 8V ≤ V ₁ ≤ 20V, T _j =25°C
Quiescent Current	I _q ΔI _q		2.0mA	5.5mA	8V ≤ V ₁ ≤ 20V
				1.5mA	
Quiescent Current Change	ΔI _q			0.1mA	1mA ≤ I _o ≤ 40mA
Output Noise Voltage	V _N		40μV		10Hz ≤ f ≤ 100KHz
Ripple Rejection	RR	41dB	80dB		8V ≤ V ₁ ≤ 20V f=120Hz, T _j =25°C
Dropout Voltage	V _d		1.7V		T _j =25°C

*Note: Bypass Capacitors are recommended for optimum stability and transient response and should be located as close as possible to the regulators

Typical Application:



TO-92



DIM	DIMENSIONS				NOTE
	INCHES		MM		
	MIN	MAX	MIN	MAX	
A	.175	.185	4.45	4.70	
B	.175	.185	4.46	4.70	
C	.500	---	12.7	---	
D	.016	.020	0.41	0.63	
E	.135	.145	3.43	3.68	
G	.095	.105	2.42	2.67	



Micro Commercial Components

Ordering Information :

Device	Packing
Part Number-AP	Ammo Packing: 2Kpcs/Ammo Box
Part Number-BP	Bulk: 100Kpcs/Carton

*****IMPORTANT NOTICE*****

Micro Commercial Components Corp. reserves the right to make changes without further notice to any product herein to make corrections, modifications, enhancements, improvements, or other changes. **Micro Commercial Components Corp.** does not assume any liability arising out of the application or use of any product described herein; neither does it convey any license under its patent rights, nor the rights of others. The user of products in such applications shall assume all risks of such use and will agree to hold **Micro Commercial Components Corp.** and all the companies whose products are represented on our website, harmless against all damages.

*****LIFE SUPPORT*****

MCC's products are not authorized for use as critical components in life support devices or systems without the express written approval of Micro Commercial Components Corporation.

*****CUSTOMER AWARENESS*****

Counterfeiting of semiconductor parts is a growing problem in the industry. Micro Commercial Components (MCC) is taking strong measures to protect ourselves and our customers from the proliferation of counterfeit parts. MCC strongly encourages customers to purchase MCC parts either directly from MCC or from Authorized MCC Distributors who are listed by country on our web page cited below. Products customers buy either from MCC directly or from Authorized MCC Distributors are genuine parts, have full traceability, meet MCC's quality standards for handling and storage. **MCC will not provide any warranty coverage or other assistance for parts bought from Unauthorized Sources.** MCC is committed to combat this global problem and encourage our customers to do their part in stopping this practice by buying direct or from authorized distributors.