

NOTE: FOR PARTS WITH * PLS CHECK WITH TECHNICAL SALES FOR AVAILABILITY

DIMS	A	B	C
TOTAL NO. OF WAYS			
*16	2.80	3.80	4.70
*18	3.20	4.20	5.10
*20	3.60	4.60	5.50
24	4.40	5.40	6.30
*26	4.80	5.80	6.70
*30	5.60	6.60	7.50
34	6.40	7.40	8.30
40	7.60	8.60	9.50
50	9.60	10.60	11.50
54	10.40	11.40	12.30
*60	11.60	12.60	13.50

SPECIFICATIONS:

- MATERIAL:-
- BASE: LCP, COLOR: BLACK
- TERMINAL: PHOSPHOR BRONZE
- FINISH:-
- GOLD OVER NICKEL UNDERPLATE
- ELECTRICAL:-
- CURRENT RATING: AC 0.5 A, DC 0.5A/CONTACT
- WORKING VOLTAGE: AC 50V, DC 50V/CONTACT
- CONTACT RESISTANCE: 20 Ωm MAX.
- INSULATION RESISTANCE: 100 MΩ MIN.
- MECHANICAL:-
- INSERTION FORCE: [0.1 X No. Of Pins] Kgf MAX.
- WITHDRAWAL FORCE: [0.005 X No. Of Pins] Kgf MIN.
- CONTACT RETENTION FORCE: 1.50N MIN.
- ENVIRONMENTAL:-
- OPERATING TEMPERATURE: -25°C TO +85°C
- APPEARANCE: NO RUST, CONTAMINATION, DAMAGE NOR DEFORMATION AFFECTING FUNCTION

NOTES: ALL DIMENSIONS AND NOTES MARKED * ARE CRITICAL AND MUST BE CHECKED IN ACCORDANCE WITH QUALITY DOC. Q1-02A

TOLERANCES
 X. = ±0.20mm
 X.X = ±0.15mm
 X.XX = ±0.10mm

Allan	3	03.03.08	A114
Allan	2	14.06.07	A051
Allan	1	26.09.06	-

NAME	ISS.	DATE	C/NOTE
APPROVED:			
CHECKED:			
DRAWN:	Allan		

ORDER CODE
M403-835 XX 45R
 TOTAL NO. OF WAYS

CUSTOMER REF.:
 ASSEMBLY DRG:



HARWIN USA
 TEL: 603 893 5376
 FAX: 603 893 5396
 mis@harwin.com

HARWIN Europe (UK)
 TEL: 023 9231 4545
 FAX: 023 9231 4590
 mis@harwin.co.uk

HARWIN Asia
 TEL: +65 6 779 4909
 FAX: +65 6 779 3868
 mis@harwin.com.sg

THIS DRAWING AND ANY INFORMATION OR DESCRIPTIVE MATTER SET OUT HEREON ARE CONFIDENTIAL AND COPYRIGHT PROPERTY OF THE HARWIN GROUP AND MUST NOT BE DISCLOSED, LOANED, COPIED OR USED FOR MANUFACTURING, TENDERING OR FOR ANY OTHER PURPOSE WITHOUT THEIR WRITTEN PERMISSION.

TOLERANCES
 X. = ±1mm
 X.X = ±0.25mm
 X.XX = ±0.10mm
 X.XXX = ±0.01mm

ANGLES = ±5°
 UNLESS STATED

MATERIAL: SEE NOTES

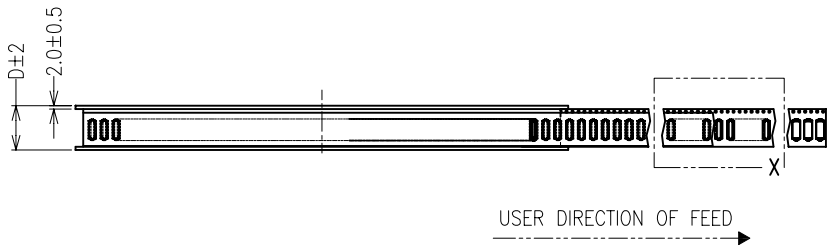
FINISH: SEE NOTES

S/AREA: mm²

TITLE:
 0.4mm PITCH B TO B MALE
 STACK HT 0.9mm

DRAWING NUMBER:
M403-835 XX 45R

SHT 1 OF 2



TITLE:	
CODE NO.:	
DATE:	
LOT NO.:	
SHIPMENT:	
CHECK	

LABEL

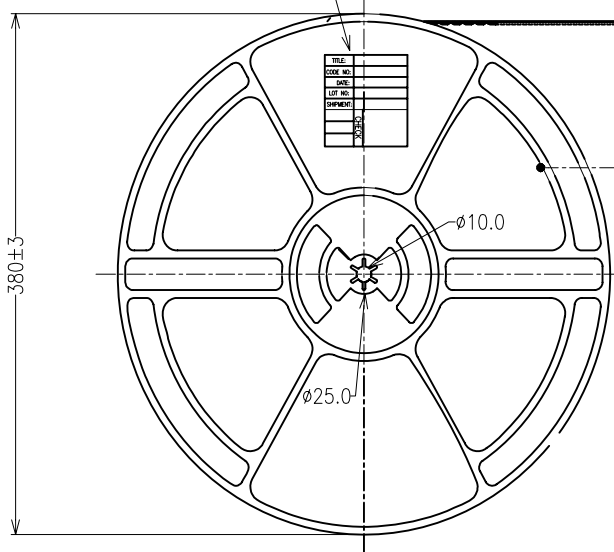
LABEL

USER DIRECTION OF FEED

(B) COVER TAPE

(A) POCKET

(C) REEL

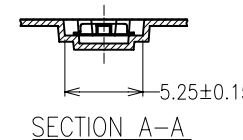
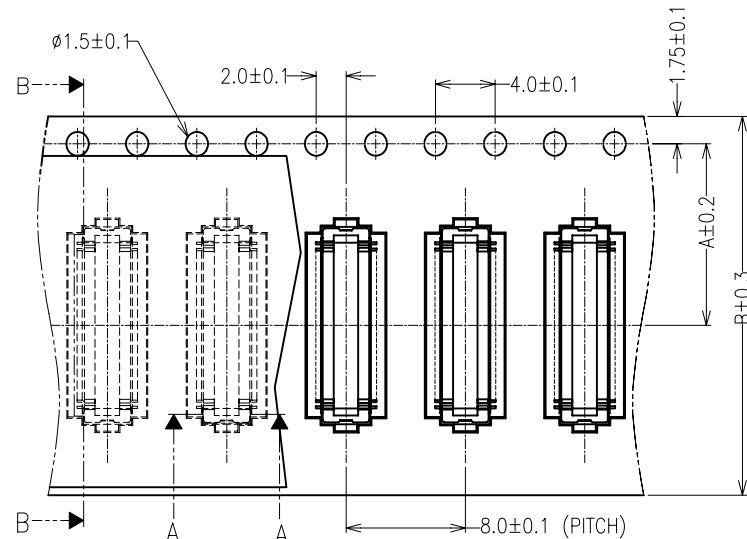


0.40±0.1

C±0.15

1.5±0.15

SECTION B-B



DIMS	A	B	C	D
TOTAL NO. OF WAYS				
16	7.5	16	4.9	20
18	7.5	16	5.3	20
20	7.5	16	5.7	20
24	11.5	24	6.5	28
26	11.5	24	6.9	28
30	11.5	24	7.7	28
34	11.5	24	8.5	28
40	11.5	24	9.7	28
50	11.5	24	11.7	28
54	11.5	24	12.5	28
60	11.5	24	12.7	28

SPECIFICATIONS:

MATERIAL:-

(A)-POCKET: PS

(B)-COVER TAPE: PET

(C)-REEL: HIPS

Allan	3	03.03.08	A114
Allan	2	14.06.07	A051
Allan	1	26.09.06	-

NAME	ISS.	DATE	C/NOTE
------	------	------	--------

APPROVED: *[Signature]*

CHECKED: *[Signature]*

DRAWN: Allan

ORDER CODE
M403-835 XX 45R
TOTAL NO. OF WAYS

CUSTOMER REF.:

ASSEMBLY DRG:

HARWIN

HARWIN USA
TEL: 603 893 5376
FAX: 603 893 5396
mis@harwin.com

HARWIN Europe (UK)
TEL: 023 9231 4545
FAX: 023 9231 4590
mis@harwin.co.uk

HARWIN Asia
TEL: +65 6 779 4909
FAX: +65 6 779 3868
mis@harwin.com.sg

THIS DRAWING AND ANY INFORMATION OR DESCRIPTIVE MATTER SET OUT HEREON ARE CONFIDENTIAL AND COPYRIGHT PROPERTY OF THE HARWIN GROUP AND MUST NOT BE DISCLOSED, LOANED, COPIED OR USED FOR MANUFACTURING, TENDERING OR FOR ANY OTHER PURPOSE WITHOUT THEIR WRITTEN PERMISSION.

TOLERANCES
X. = ±1mm
X.X = ±0.25mm
X.XX = ±0.10mm
X.XXX = ±0.01mm
ANGLES = ±5°
UNLESS STATED

MATERIAL: SEE NOTES
FINISH: SEE NOTES
S/AREA: mm²

TITLE: 0.4mm PITCH B TO B MALE
STACK HT 0.9mm

DRAWING NUMBER:
M403-835 XX 45R

SHT
2
OF
2