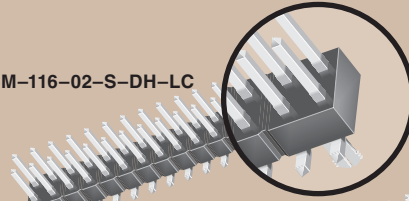




**ELP**  
EXTENDED LIFE PRODUCT

10 Year Mixed Flowing Gas (MFG)  
2,500 cycles when mated with BCS  
2,500 cycles when mated with SSM

TSM-116-02-S-DH-LC



TSM-118-01-T-SV

Surface  
**SMT**  
Mount

# .025" SQ TERMINAL STRIPS TSM SERIES

**Mates with:**  
SSW, SSQ, SSM, BSW,  
ESW, ESQ, BCS, SLW,  
CES, IDSS, IDSD, HLE

## SPECIFICATIONS

For complete specifications and recommended PCB layouts see [www.samtec.com/TSM](http://www.samtec.com/TSM)

**Insulator Material:**

Black Liquid  
Crystal Polymer  
**Terminal Material:**  
Phosphor Bronze

**Plating:**

Au or Sn over  
50µ" (1,27µm) Ni  
**Operating Temp Range:**  
-55°C to +105°C with Tin;  
-55°C to +125°C with Gold

**Voltage Rating:**

475 VAC -SV/-DV mated with  
BCS or SSM

**RoHS Compliant:**

Yes



<b>TSM</b>	<b>1</b>	<b>NO. PINS PER ROW</b>	<b>LEAD STYLE</b>	<b>PLATING OPTION</b>	<b>ROW OPTION</b>
		<b>02 thru 36</b>		<b>-L</b> = 10µ" (0,25µm) Gold on post, Matte Tin on tail	
				<b>-T</b> Matte Tin on tail	
				<b>-S</b> = 30µ" (0,76µm) Gold on post, Matte Tin on tail	

Edge Mount available.  
Call Samtec.

AMBIENT TEMPERATURE	CURRENT RATING
20°C	7A
40°C	6A
60°C	4A
80°C	3A

**Processing:**

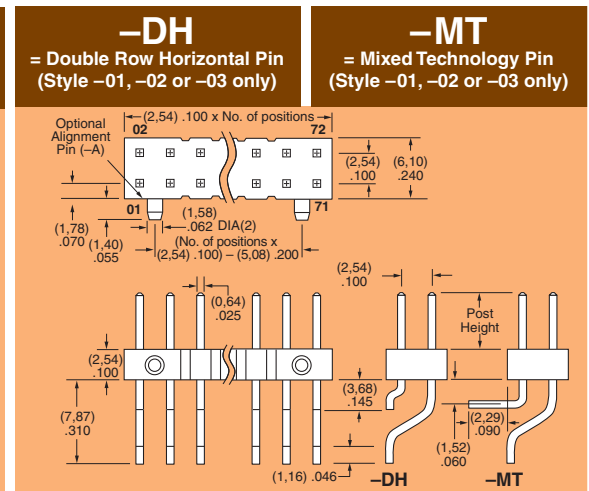
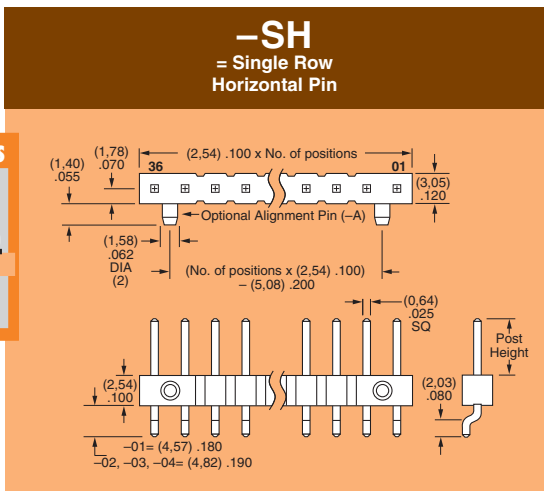
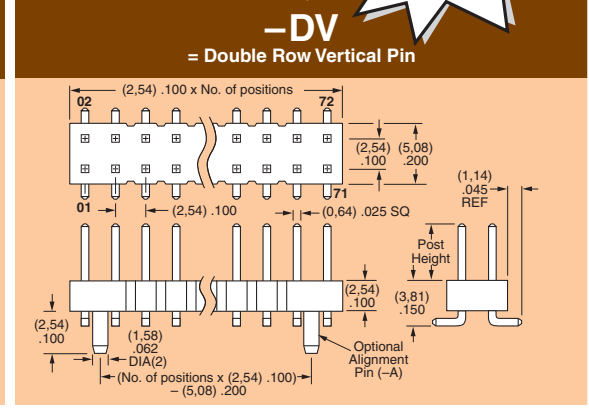
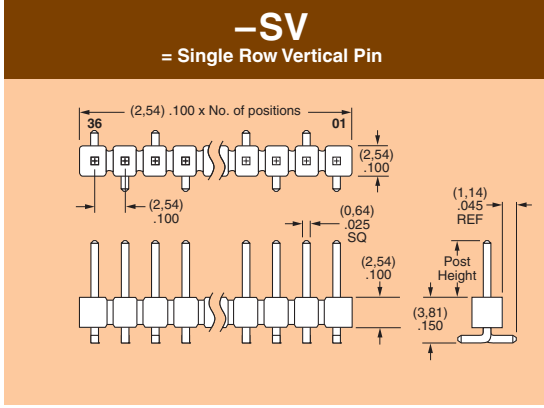
**Max Processing Temp:**  
230°C for 60 seconds, or  
260°C for 20 seconds 3x

**Lead-Free Solderable:**

Yes

**-DH/-SH Lead Coplanarity:**  
(0,15mm) .006" max (02-36)

**-DV/-SV Lead Coplanarity:**  
(0,10mm) .004" max (02-05)  
(0,13mm) .005" max (06-10)  
(0,15mm) .006" max (11-36)



**APPLICATIONS**


SSM TSM

HORIZONTAL

**Note:** Some lengths, styles and options are non-standard, non-returnable.



Due to technical progress, all designs, specifications and components are subject to change without notice.

[WWW.SAMTEC.COM](http://WWW.SAMTEC.COM)



TSM-118-01-L-DH

TSM-115-01-T-SH-A



TSM-110-01-T-DV

## OTHER OPTIONS

### -A

= Alignment Pin  
Metal or plastic at  
Samtec discretion  
N/A with -TV, TM  
or -MT.  
(02 positions  
minimum)  
(N/A with -LC)

### -LC

= Locking Clip  
(Not available  
with -TV or -TM)  
(3 positions  
minimum)  
(N/A with -A)

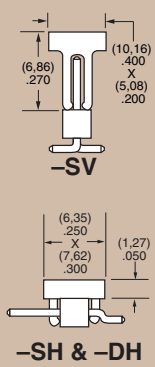
### -K

= (6,50mm) .256"  
DIA Polyimide  
Film Pick &  
Place Pad  
(-SH: 4 positions  
minimum without  
-TR; 2 & 3 positions  
available with -TR)  
(-DH: 4 positions  
minimum  
without -TR)

— “XXX”  
= Polarized  
Position

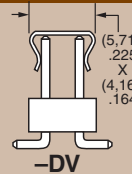
### -P

= Plastic Pick & Place Pad  
(-DV: 4 positions minimum  
without -TR; 2 & 3 positions  
available with -TR)  
(-SH: 4 positions  
minimum without -TR;  
2 & 3 positions available  
with -TR)  
(-DH: 5 positions minimum  
without -TR)  
(-SV: 4 positions  
minimum without -TR;  
2 & 3 positions  
available with -TR)



### -M

= Metal Pick & Place Pad  
(4 positions minimum  
without -TR)  
(2 & 3 positions  
available with -TR)  
Styles -01 & -04 only  
(N/A with -T plating)



### -TR

= Tape & Reel Packaging  
(-SV = 02-22 positions;  
02 & 03 positions only available with -P)  
(-DV = 02-28 positions;  
02 & 03 positions only available with -M)  
(-SH = 02-30 positions;  
02 position only available with -P)  
(-DH = 02-36 positions;  
02 & 03 positions only available with -K  
and -P, 04 positions only with -P)

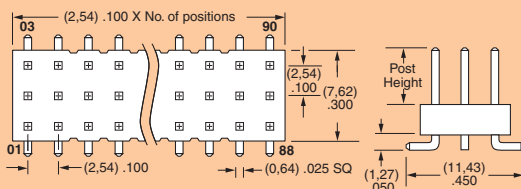
N/A with -MT, -TV or -TM



### -TV

= Triple Row Vertical Surface Mount (Style -01 only)

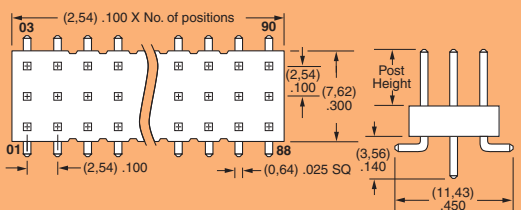
02 thru 30 positions only



### -TM

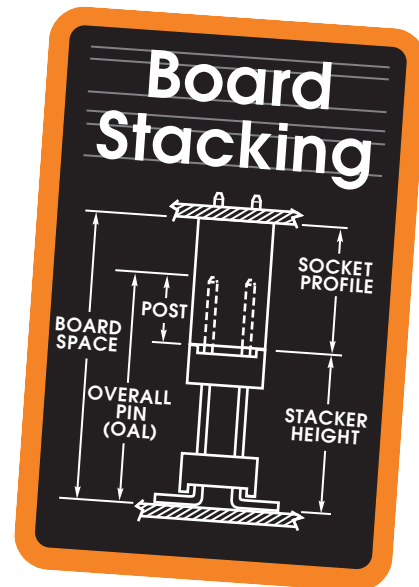
= Triple Row Vertical Mixed Technology  
(Style -01 only)

02 thru 30 positions only



## APPLICATION SPECIFIC OPTIONS

Edge Mount and Locking Clips for -SV,  
Solder Locks for -DH and Shrouds for -DV.  
Call Samtec.



Due to technical progress, all designs, specifications and components are subject to change without notice.

WWW.SAMTEC.COM